

Pines & Needles

Newsletter of the Monterey Peninsula Quilters Guild

www.mpqg.org



DECEMBER 2018

General Meeting Monday, December 3, 2018 @ 6:30PM

6:15 AM Set-up & Social Time
6:30 PM Meeting

Pacific Grove Community Center
515 Junipero Avenue
(at 15th Street)
Pacific Grove, CA 93950

What to Bring

- Cash or check for workshops/raffle/membership renewal
- Name tag
- Community Quilts and pillowcases
- Finger food to share
- Silent auction form/donations
- Show and no tell
- Your holiday quilt to display
- Ugly holiday sweater!

MPQG Calendar

December 1, 2018

Grant Applications DUE (see page 5)

January 7, 2019 @ 7PM

General Meeting: Lara Fraga -
Phenomenon of Dear Jane

January 12 @ 11:30am

Quilt Show Committee planning meeting
at the Monterey Library

February 4, 2019 @ 7PM

General Meeting: Fern Royce -
Confessions of A Whole Cloth Quilter

March 4, 2019 @ 7PM

General Meeting: Rosalie Dace -
Reflections of an Itinerant Quilter

March 9 @ 11:30am

Quilt Show Committee planning meeting
at the Monterey Library

Next Meeting

Winter Social

Monday, December 3, 2018



Get ready to have fun! We are mixing up the party. You are welcome to bring guests, no charge. We will be playing games (bring a calculator and a pencil), there are wonderful silent auction items to be won, and of course we have 10 raffle baskets that will find a new home. In addition:

- Quilt Display: bring your wall hanging or table runners.
- Festive Raffle Baskets: bring your mailing labels and help fund MPQG Grants Program.
- Silent Auction: bring your form (page 4) to donate a service or item.
- Bring cash/check for raffle tickets, silent auction, or make a cash donation.
- Show & No Tell: bring your quilt to show, but not tell (due to limited time).

Read more on the [MPQG website](http://www.mpqg.org) and page 3.

Claudia Gano

mosswoodcv@aol.com, 831-659-0650

In this newsletter:

President's Letter	Page 2
Upcoming Workshops	Page 2
Guild News and Activities	Page 3-5
Silent Auction Bid Sheet	Page 4
Charity and Fundraising News	Page 5
Quilt Show News	Page 6-7
November Show and Tell	Page 8
Block of the Month	Page 9
Our Merchants	Page 10
Calendar, Road Trips, and Local Events	Page 11
2019 Quilt Show Entry Form	Page 12
2019 Judging Application	Page 13

President's Letter - December 2018

by Rita Jacques, stan2rita@sbcglobal.net, 360-561-6296

I hope everyone's Thanksgiving was happy and your feasts were delicious, as friends and family gathered to be thankful for all the many blessings enjoyed throughout the year. As the Guild President, I have many, many people to be thankful for. I will highlight just a few.

Phyllis Martin and her committee, Kathrin Brown, Lisa Magdellena, and Linda Garofalo have done an absolutely outstanding job with our programs. The new innovations introduced, such as the morning meetings, the new layout of the meeting room, and programs presented by our own members are much appreciated by all.

Marie Faile, who took over our website and newsletter, has made both more accessible to all of us.

Mary Ellen Parsons who designed our Raffle Quilt for 2019, created an innovative and beautiful design. By the way, if you want to see more of her work, stop by Parsonage Winery tasting room in Carmel Valley Village where her designs are displayed on the labels of the family-made wines.

Donna Applegate did an absolutely outstanding job with the UFOs this year. Kudos to her for stimulating us to finish those projects.

Lastly, I want to thank all of our members, whose devotion to quilting and our guild provides the opportunity for each of us to progress in our chosen art.



MPQG Mission Statement

We will:

- preserve the heritage of beauty, diligence, and love embodied in those quilts which have been handed down to us;
- acknowledge and encourage for excellence of design and craftsmanship as we perpetuate this American folk art;
- become a source of information, education, and inspiration; and
- further the personal reward of companionship around quilters sharing a common interest.

Upcoming Workshops

Quilt Workshops Update

by Linda Garofalo, linda.garofalo27@yahoo.com, 415-444-6142

Our first workshop in 2019 is with Kathy Doughty on Sat/Sun, March 30-31, where we will learn, THE MODERN WEDGE. This is going to be a wonderful workshop. I thought you might like to know a few of her books that contain the Modern Wedge quilt. They are a great addition to your quilting library and can be found or ordered at Back Porch.

Book Titles:

1. Adding Layers, Color, Design, and Imagination
2. Making Quilts
3. Mixing Quilt Elements

Here are a few of the quilts you could make with the wedge ruler tool.

Registration for this workshop is now open. You can find the registration form and materials list on the [MPQG website](#).

If you have any questions regarding workshops, please contact Linda Garofalo at 415-444-6142.



Guild News and Activities

Membership News

by Linda Branting, lmbranting@aol.com, 650-703-0531

Welcome new members Meri Zaumseil of Moss Landing, Deborah Ryan of Salinas, and Emily Cleaves of Monterey. We look forward to getting to know you through our many guild activities

2018 UFO Challenge: Final Tally

by Donna Appleget, jaappleget@aol.com, 831-324-4316

Thank you to all the UFO Challenge participants! This year, you completed an awesome 102 UFOs! Our top quilters were (#1) Linda Stoner



with 17 UFOs and 340 points, (#2) Janyce Anderson with 12 UFOs and 240 points, and (#3) Maia Liddle with 8 UFOs and 190 points. Congratulations to gift certificate winners: Linda Stoner, Maia Liddle, and Catherine McGovern. Details of the 2019 challenge will be announced in the December newsletter.

Machine Medics - Sewing Machine Sale

by Karen and Luis Gonzales, 831-479-8117

Date: Saturday, December 1

Time: 10:30 - 2:30 p.m.

Instructor: Karen Gonzalez

Location: Family Threads Quilt

Shop classroom (107 The

Alameda Suite D, San Juan Bautista, CA)



We're trying something a little new! Karen Gonzalez, owner of Machine Medics, will have previously loved sewing machines for sale on Dec. 1. If you're looking for a gift or wanting a machine for yourself, why not stop by?

She'll have different models and brands that will be set up and ready for you to test.. Every machine comes with a 1-year warranty.

Karen will be there to answer questions and assist with the machines. If you have any questions, call Karen at 831-479-8117.

Winter Social

by Claudia Gano, mosswoodcv@aol.com, 831-659-0650

Get ready to have fun! We are mixing up the party. You are welcome to bring guests, no charge. There will be no tables set up for the library, workshop, membership, and others.

What to bring:

- Finger food to share
- Silent auction forms and/or donations
- Sticky labels with your name on it
- Writing pens and calculator
- Check book and/or cash
- Show and no tell
- Your holiday quilts to display
- Don't forget to wear your ugly holiday sweater!



The funds generated will support our grants program and other causes. All funds raised benefit organizations that educate about quilting and fiber arts. Appetizers and Dessert Buffet: bring finger foods of your choice. The guild will provide drinks, paper plates, and utensils. Label any non-disposable dishes. Help with the clean-up and take your leftovers home.

Holiday Quilt Display: To help us celebrate we will decorating the hall with your holiday quilts, wall hangings or even table runners (old or new, any size). Please bring your holiday quilts to display before 6:15 PM. We will be hanging them on frames for display, no competition. If you have a frame that we could borrow for the evening or questions, contact Linda Garofalo, via email.

Festive Raffle Baskets: Tickets will be sold at the back of the room. Purchase a ticket for a chance to win a raffle basket. Price \$1 per ticket, 6 tickets for \$5, 12 tickets for \$10, and 24 tickets for \$20. Bring your mailing labels for the tickets. Ten baskets will be raffled off this year. The basket themes are: black and white fabrics; Civil War reproductions; landscapes fabrics; valentine fabrics; batiks; modern solids fabrics; coffee, tea, and cream fabrics; Asian fabrics; juvenile; a beginners basket; and novelty items and books. If you were unable to attend the November meeting and have items to share, please contact (via text) Liz Rondelle 831-620-2512.

Silent Auction: This year we are having a silent auction of donated services and donated items. Please print the form on page 4 and bring the filled out form to the Winter Social. The lucky winner with the highest bid, should be prepared to pay with cash or check made out to MPQG. Payment will be due at the event.

Cash Donations: Another alternative to support our grant program is to donate cash. This new option gives members who cannot attend the winter social, an opportunity to donate. You may donate directly to the treasurer.

Show and Tell: Please bring your show and tell to show, but due to limited time there will be no tell. Comfort/Community Quilts will be handed out to representatives of various charities. Thank you so much Terann Carr for your diligent and continuous work with the comfort quilt program.

Claudia Gano, Chair email, 831-659-0650.

Questions? Contact me after Thanksgiving or Kathrin Brown



MPQG WINTER SOCIAL

Silent Auction Bid Sheet

Bidders please pay by cash or check (make checks out to MPQG).

Auction Item _____

Donor's Name _____ Phone # _____

Details: (e.g., size of Quilt, # of people, expiration date) _____

Approximate value \$ _____ Starting Bid \$ _____

Bidder's Name

Bid \$

_____	_____
_____	_____
_____	_____
_____	_____
_____	_____
_____	_____
_____	_____
_____	_____
_____	_____
_____	_____

New Evening Friendship Group is Forming

by Marjorie Longo, frummll@aol.com

A new group is forming and looking for interested quilters. Have you always wanted to try out a Friendship Group, but with few evening choices, you couldn't find the right one for you and your schedule? Now you can be in on the ground floor of creating a new evening group. You and your new friends can make it your own kind of group: find your own best evening time, express your own interest, and decide on a place that makes sense for you and your new group. At this time the Village area seems a good possibility.

Contact Cecelia Larsen at 831-235-0456 or vavalarsen@gmail.com or Marjorie Longo, Friendship Group Coordinator.



Charity and Fundraising News

Time to Consider 2019 Grant Applications!

by Sherrill Ash, quiltersherrill@gmail.com

Hello MPQG members. We have been discussing our annual fundraiser to be held in December at our Winter Social. Now it is time to start thinking about who will receive the money we raise.

Applications for this year's grants are due by December 1st. The forms are [available on the website](#).

As you know, the grant requests are evaluated on two criteria:

- 1) the request must meet the goals and objectives of the MPQG outreach and mission; and
- 2) priority is given to educational and creative programs.

Start thinking about which organization you would like to help with a grant request. Remember, December 1st is just around the corner.

EASY WAY to Add to our Treasury

by Jamie Bellew, mommybellew@sbcglobal.net

You can benefit the guild when you sign up for eScrip and shop at Lucky's and other local shops using your phone number as your eScrip number. You can sign up for AmazonSmile...they will make a donation to the Guild based on what you purchase.



eScrip allows for mass registration by the coordinator. I can do this for you and you'll get an email to confirm that you want to join. Again, it's free and only your phone number and an email are needed, just like a rewards card. We can get up to 3% of amounts spent!!!

I will have eScrip signup sheets, more info, and step-by-step directions at the next meeting. NEED HELP? Have questions? PLEASE ASK ME.

CQFG Sew-In

by Terann Carr
831-375-7881

There will be no CQFG in December. Happy Holidays.

Quilts to Fire Victims

by Terann Carr, 831-375-7881

As I write this, there are more active fires in northern California that we can respond to with our wonderful quilts. Our contact is only a half an hour from Chico, so the situation is probably changing daily. I have 17 quilts ready to go as soon as I'm given the go-ahead. Thanks again for the tremendous output of quilts this year. I'll be doing my report for the January newsletter.



Keep Girls in School

by Tina Magill and Kathrin Brown, kathrin.brown@gmail.com

...all month long you can help by making a SewPowerful Purse. Tina Magill showed the purses she made at the November meeting. The pattern is online, and all the instructions as well at [Sew Powerful Project](#).

Will you help keep girls in poor countries in school all month long with a purse that they can carry their monthly supplies (supplies provided by the organization)? So many ways for us to help while we do what we love: SEW.

Helpful links on the SewPowerful website:

- [Intermediate level purse pattern download](#)
- Link to video of "[How to make the 2015 purse](#)"
- Link to [beginner level purse pattern 2018](#)
- Link to beginner level purse "[Beginner purse pattern walk-through](#)"



Quilt Show News

Quilt Entry Form: Is This Ever For Sale?

by Gloria Hatton 2016, reprinted with her permission

Did you know that you must have written permission from the copyright holder in order to sell a quilt made from a copyrighted pattern? Most quilt patterns, whether published individually in a book or magazine, or in electronic format, are protected by copyright laws. Only the copyright holder may profit from that pattern, or its derivative works, in any way. Check the copyright notice on the pattern—some explicitly grant permission for the sale of a quilt. If not, write and ask for permission; many quilt designers will gladly grant permission. When in doubt, either contact the copyright owner for written permission (**which must be presented with your entry form**) or do not offer the quilt for sale.

If you have any questions, please contact Debbie Biller, mtv_monk@yahoo.com, or Sharon Winter, slwinterNL@comcast.net.

Quilt Show Committee Gets Ready...

by Kathrin Brown, 2019 Quilt Show Chair, kathrin.brown@gmail.com, 408-838-1004

It seems the months from November to end of March are all about planning for the quilt show. As you can see, the Judging Committee has updated the judging categories—bettering it every year. You can start turning in your entry forms and photos at the January 7th meeting and they will be accepted until February 4th. See more in Debbie Biller's article (page 7).

In the meantime, the committee members will continue to plan in their group. And also note on your calendars these Quilt Show Committee planning dates:

1. **Saturday, January 12, 11:30am @ Monterey Library**
2. **Saturday, March 9, 11:30am @ Monterey Library**

Committee Members:

Awards Party: Stella LePine
Admissions: Phyllis Martin
Boutique: June Cornell
Design: Linda Branting/Phyllis Martin
Garage Sale: Terann Carr, Liz Rondelle
Finance: Chris Beach
Publicity: Maia Liddle
Hanging & Dismantling: Patricia Brown
Judging, Quilt & Data: Debbie Biller
Data Entry Sharon Winter
Judging: Judi Brown
Judging: June Wolfe

Library Display: Carole Olsen
Mini Quilt Raffle: Donna Foote
Parade: Marie Faile
Programs: Dru Hammond
Quilt Reception & Return: Regina Moore, Sherrill Ash, Noreen Nance
Security: Patty Kennedy
Signs: TBD
Transportation: TBD
Volunteer Coordinator: TBD
White Gloves: Donna Appleget
Raffle Quilt Marketeer: Noreen Nance, Janet Taillon

Thank you all for what you do. It would not be possible without everyone's efforts and enthusiasm.

2019 Quilt Show Categories Have Been Revised

by Debbie Biller, mty_monk@yahoo.com

In this issue of the MPQG newsletter you will find the Entry Form (page 13) and the Judging Application Form (page 14) for the 2019 Quilt Show. You will see there have been some changes made in the categories (page 15) we will be using for judging the quilt. Several members of the Judging Committee met to discuss not only your comments from the 2018 Quilt Show, but also the categories used in other quilt shows. Decisions were made as follows:

- **Kit Quilts** now may be judged, and will be in their own, separate category. It was determined that many quilters really enjoy the ease of using a kit which includes the pattern and pre-selected fabric, but still might spend a tremendous amount of energy and time on the making of the quilt. Such kits are becoming increasingly common. The category allows judging of these quilts so that our members' work can be recognized, and so the member might benefit on the comments made by the judge. Kit Quilts will not be eligible for Best of Show.
- **Special Quilt Techniques** is a category now being used in several other quilt shows, and the group felt it should replace 'Innovative Quilts,' as it is more clearly defined and more appropriately allows quilts to be in categories better suited to each entry. It will include construction methods such as fusing and digital printing, surface design techniques and embellishments such as thread painting, beading, crystals, embroidery, and painting, or a mixture of hand and machine quilting, as well as any quilt that does not obviously fit into any other category.
- **Traditional Quilts** will now include all quilts based on a traditional design, pieced and/or appliquéd and will include pieced, English paper-pieced and foundation-pieced (on paper or fabric) quilts
- **Definitions for the Judging Categories** are on a separate page included with the Judging Application Form, for your use in determining which category to use for your quilt. Please Read These Definitions! (This page does *not* have to be turned in with your Application Form.)

Other news:

1. We've also added one ribbon per judge for Challenge Quilt Judge's Choice; the Judge will be able to select her Choice from any of the Challenge Quilts, not just those submitted for judging.
2. Best of Show will be selected only from those quilts awarded First Place Ribbons
3. Judge's Choice may be selected from any quilt in the show, whether judged or not.

Please note that your Entry and Judging Application Forms, along with a 4 x 6" **glossy photo** of each quilt, can be submitted as soon as you know your quilt will be completed and that you plan to have it in the Quilt Show. Early submissions are much appreciated, but the absolute deadline in **February 4, 2019**.

For questions, please contact Debbie Biller at 831-655-8009 or email: mty_monk@yahoo.com

Show and Tell - November 2018



Charity Quilt Friendship Group: Shirt Scrap Quilts



Carolyn Cain



Bert Sisson




Karen Wagner



Dee Davis




Julie Jezowski



Mary Kay Hamilton



Linda Stoner



Out of the Box friendship group: Birds of a Feather

See more amazing quilts on the [MPQG website!!](#)

Block of the Month: January 2019

* Scrappy Arrow *



We all have scraps of varying sizes and colors. Each arrow should be a specific color - your choice: NAVY, PURPLE or TEAL. Go find your blue, purple or teal scraps that are at least 2.5 inches wide and some LOW VOLUME 2.5" scraps for the background. Remember, LOW VOLUME is the "modern" term for light colored fabrics.

Materials Needed

- (2) 3" squares in either navy, purple or teal
- (2) 3" squares in low volume
- (10) 2.5" squares for arrow — either all navy, all purple or all teal scraps
- (10) 2.5" squares in low volume scraps for background

Note: All seams are 1/4" unless noted otherwise.

Tips and Techniques:

- When pressing seams open in an area that has lots of intersecting seams, it's difficult to avoid pressing side seams a bit wonky. The secret is to lay the seam you're pressing open over a "seam roll" or "dressmakers ham" or pressing bar. Check with our affiliate members -- it's a good investment.
- If you are looking for low volume fabrics, look at both sides of your fabrics, perhaps the wrong side works better for the requested "low volume"/light background.

Instructions

1. Make half square triangles with the 3" arrow and low volume squares like this:
Draw a diagonal line on the two 3" square background fabrics. Place background squares on top of 3" arrow fabric - right sides together. Sew 1/4" from drawn line on each sides on both squares. Cut on drawn line, press toward dark fabric. Square up units to **2.5" squares**. You will have 4 Half Square Triangles.
2. Layout all squares as shown in picture. Sew together squares in rows.
3. Press seams to opposite sides: If first row is pressed to the right, press second row to the left — this way, you can nest the seams when you sew rows together.
4. Once all rows are sewn together, press seams open.
5. Final block will measure 8.5" x 12.5".

Here are two blocks next to each other:



Contact kathrin.brown@gmail.com if you have any questions.

Remember, we appreciate DIFFERENT blocks. So if you make multiple blocks, please use different fabrics. This BOM is due at the guild meeting on **January 7, 2019**. More info on the BOM at www.mpqg.org/block-of-the-month.htm

Our Merchants

Empty Spools  **Seminars 2019**
QUILT-MAKING WORKSHOPS
Asilomar Conference Grounds • Pacific Grove, California

Registration opened on Tuesday, May 1, 2018.




HOLLY MABUTAS
OWNER & APPLIQUE DESIGNER



PO Box 1203 • 107-D The Alameda
San Juan Bautista, CA 95045

831.623.0200
FamilyThreads@att.net
FamilyThreads.org



Back Porch Fabrics
Fabulous Fabrics, Books & Quilting Tools

Gail E. Abeloe

(831) 375-4453
(831) 375-3755 fax
157 Grand Avenue at Central, Pacific Grove, CA 93950

Gail@backporchfabrics.com
www.backporchfabrics.com



Holly Casey Quilts

**Custom Longarm
Machine Quilting**

45335 Vista Place
King City, CA 93930
(831) 385-3374

www.hollycaseyquilts.com
holly@hollycaseyquilts.com



Nimble Thimble

A Quaint Quilt Shop in
Beautiful Downtown Gilroy

Fabrics ★ Books ★ Patterns ★ Notions ★ Classes ★ Gifts

Over 3,000 Bolts of Fabric & Large Selection of 108" Quilt Backs

See website for store hours.

7455 Monterey Street • Gilroy, CA 95020
(408) 842-6501 • www.NimbleThimble.com



MODERN
handmade

QUILTING, FABRIC, PATTERNS & CLASSES

Come visit us for all of today's current designers including
Art Gallery, Alison Glass, Moda, Cotton & Steel, Tula Pink & more!

5403 Scotts Valley Dr. Suite F
(831) 713-5912

Hours: Tuesday - Saturday 10-5, Sunday 12-5
www.modernhandmadesupply.com



Machine Medics
831-479-8117



Sewing Machine Repair
Karen and Luis Gonzalez
www.machinemedicssc@gmail.com
P.O. Box 605
Capitola, CA. 95010

Monterey's SEWING, CRAFT and DESIGN Studio

bella's
STUDIO



Bella Lofaso
Owner and Instructor

831.920.2272 Studio
831.402.1095 Cell

Calendar, Road Trips, and Events

Now thru December 31

Back Porch Fabrics: *Intersecting Journeys: Quilts by Pat Cox & Marie Strait*.
157 Grand Avenue, Pacific Grove, CA. www.backporchfabrics.com

Now thru January 13, 2019

SJ Quilt Museum: *Excellence in Fibers, in Collaboration with Fiber Art Now Magazine; Seeing the Threshold: Jayoung Yoon; Suture and Stitch: Mark Newport; Hey, Are You Free? Solo Exhibition: Wu You Jung, New Terrains: Migration and Mobility Project*.
520 S. First Street, San Jose, CA. www.sjqUILTmuseum.org

January 24-27, 2019

Road to California - Quilter's Conference and Showcase.
Ontario Convention Center, 2000 E Convention Center Way, Ontario CA. www.road2ca.com

February 23-24

Pajaro Valley Quilt Show. Display and lecture by Feature Artist Sujata Shah.
Santa Cruz County Fairgrounds, Watsonville, CA. www.pvqa.org



MPQG Friendship Groups

Open to all MPQG members. Please contact the member listed below. If you would like an introduction to a group, or if you need help forming a new friendship group, contact Marjorie Longo, 831-624-8649 or frummll@aol.com

Salinas

Que Sera Sera

Meets every **Monday**, 11-2pm
Active Senior Center
Susan Riddoch, 831-449-6315
Focus on embellishments.

Monterey

Friends of Fred

Meets the 3rd **Monday**
7:00 - 9:00 p.m.
Regina Liske,
831-333-9302

Carmel

Tea Timers

Meets **Wednesday**
1:30 to 3:30 p.m.
Pat Tillson, 831-625-4123
All levels meet to do handwork

Pacific Grove

Stitch and Dine

Meets the 2nd **Thursday**
3:00 - 7:00 p.m.
Gudny Campbell,
831-372-6369
Sewing and dinner.

Carmel Valley

Cut-Ups

Meets the 1st **Thursday**
12-4pm, St. Dunstan's Church;
Liz Rondelle, 831-601-0330
Meets to sew, share mini
demos, group challenges, and
charity quilts. Large tables
available.

Mid Carmel Valley

Valley Girls

Meets the 3rd **Thursday**
1:00 to 4:00 p.m.
Dru Hammond,
831-659-1507
All levels meet for
sewing and some group
projects.

Carmel

Out of the Box Quilters

Meets the 2nd and 4th
Thursdays
1:00 - 4:00 p.m.
Marjorie Longo, 831-624-8649
All levels meet to sew, discuss,
and create. Large tables
available.

Laguna Seca area

Charity Quilt Friendship Group

Meets the 3rd **Friday**
9:30 a.m. to ??
Terann Carr,
831-375-7881
All welcome to
participate.

Pines & Needles Newsletter

It is available online at www.mpqg.org. Articles are due on the 13th of the prior month. Please send items to the editor via email at failefamily@gmail.com. *Pines & Needles* newsletter editor Marie Faile reserves the right to edit all submissions for content, length, or otherwise for publication.

Member Advertising Rates per Issue: \$5.00 Business Card; \$10.00 1/4 page; \$18.50 1/2 page; and \$30.00 full page. Annual rates are available. Advertisers should be quilting-related businesses.

Privacy Policy

Any contact information provided in this newsletter - whether phone number, email, address or otherwise is for the convenience and use of MPQG members, our advertisers and sponsors, and sharing newsletter guilds only. The information may not be sold or used for advertising, spam, commercial or other purposes without the written approval of the MPQG Board.

Committee Use Only:
Preview# _____
Category number if to be judged _____

Staple your photo HERE
(It will cover some of the print below)

WRITE on the back of the photo:
submitter's name, quilt name, quilt size

2019 Entry Form

MONTEREY PENINSULA QUILTERS GUILD QUILT SHOW

April 5, 6, & 7, 2019

Entry Requirements:

- This entry must not have been displayed at a previous MPQG quilt show.
- Please enter as soon as possible. **The deadline to return entry forms and pay judging fee is Feb 4, 2019.**
- **Each entry form must be accompanied by a 4X6 photo of the quilt printed on glossy paper.**
- Mail the forms to: **Colleen Johnson, 1580 La Honda Ct, Seaside CA 93955 before the deadline or give them to Colleen at a quilt guild meeting on or before February 4, 2019.**
- If you have questions about the forms, call Colleen at 831-999-0444.
- No more than 5 quilts per member can be entered in the show (plus UP TO THREE 2018 MPQG challenge quilts). **YOU MUST FILL OUT A SEPARATE FORM FOR EACH ENTRY.**
- The Quilt Show Committee will send a letter of acceptance and instructions once all of the entries have been processed.

Member Name: _____ *Junior under 16 _____

Mailing Address: _____ City: _____ Zip: _____

Phone: (H) _____ (W) _____ Email: _____

Title of Entry: _____

Maker: _____ Owner: _____

Quilted by: _____

Design Source (be specific): _____ Year Completed _____

Story (any comment of interest to visitors in 75 words or less).

Is this entry to be judged? _____ YES _____ NO If YES, complete Judging Form.

Is this entry a 2018 MPQG Challenge Quilt? _____ YES _____ NO

Is this entry for sale? (attach written permission if applicable) _____ YES _____ NO If YES, enter sale price \$ _____

Quilt Size (in inches): Height _____ Width _____

Note: Although every protection is taken to safeguard your entry, MPQG does not provide property insurance. Please make sure your entry is covered under your homeowners insurance.

Signature _____

**Junior under 16 does not need to be a member of the guild.*

Preview # _____ Category Number: _____ Fee Paid: Cash / Check

MPQG Judging Application 2019

Name: _____ Signature _____ Tel. _____

Title of Entry: _____

Information: Debbie Biller (831-655-8009) or email: mt_y_monk@yahoo.com

Entry Requirements:

- Each member may enter a total of 3 items to be judged including challenge quilts.
- All entries must have been completed within the past three years.
- Maker of entry must be a member of the MPQG as of Feb 1, 2019
- Quilt entries must have 3 layers and be hand quilted or machine quilted or tied.
- Entry must not have been displayed in a MPQG Quilt Show in the past.
- A judging fee of \$8.00 per quilt must accompany entry, submitted no later than February 4, 2019.
- **PLEASE NOTE:** For your use in deciding which category to enter, Definitions for quilts that may be included in each category are listed on page 2 of the Judging Application. (This page does not need to be turned in.)

Please List Specific Design Source:

Original _____ Book/Pattern _____
Class/Workshop _____ Other _____

Please Check One Category Only:

Traditional Quilts * (see definition on page two)

Large Quilts – Total perimeter: 240 inches OR MORE

1. _____ Hand-quilted, Traditional, Large
2. _____ Machine-quilted, Traditional, Large

Small Quilts – Total perimeter: LESS THAN 240 inches

3. _____ Hand-quilted, Traditional, Small
4. _____ Machine-quilted, Traditional, Small

“Top by One, Quilted by Another” (Note: name of quilter must be included on entry form)

5. _____ “Top by One, Quilted by Another,” Large - **Total perimeter: 240 inches OR MORE**
6. _____ “Top by One, Quilted by Another,” Small - **Total Perimeter: LESS THAN 240 inches**

Special Quilt Techniques * (see definition on page two)

7. Special Quilt Techniques, Large – **Total perimeter: 160 inches or more**
8. Special Quilt Techniques, Small – **Total perimeter: LESS THAN 160 inches**

Group Quilts (all sizes) * (see definition on page two)

9. _____ Group Quilt

Kit Quilts (all sizes) * (see definition on page two)

10. _____ Kit Quilt

Modern Quilts * (see definition on page two)

11. _____ Modern Quilt, Large - **Total perimeter 120 inches OR MORE**
12. _____ Modern Quilt, Small - **Total perimeter LESS THAN 120 inches**

Art Quilts * (see definition on page two)

13. _____ Art Quilt, Large – **Total perimeter 120 inches OR MORE**
14. _____ Art Quilt, Small – **Total perimeter LESS THAN 120 inches**

Ribbons: First, second, and third place and honorable mention MAY be awarded at the discretion of the judge; Best of Show – 1; Judge's Choice - 1 ribbon per judge; Challenge Quilt Judge's Choice – 1 ribbon per judge; Youth Awards - as appropriate

Definitions for Quilt Judging Categories

Traditional Quilts: Based on a traditional design, pieced and/or appliquéd; includes English paper piecing and foundation piecing (on paper or fabric)

Top by One, Quilted by Another: The quilt top has been completed by one person, and the quilting was done by someone else

Special Quilt Techniques: Includes construction methods such as fusing and digital printing, surface design techniques and embellishments such as thread painting, beading, crystals, embroidery, and painting, or a mixture of hand and machine quilting; includes tied quilts, as well as any quilt that does not obviously fit into any other category

Group Quilt: A quilt with a top which has been completed by two or more persons

Kit Quilt: A quilt made by using, and perhaps altering somewhat, a kit which includes the pattern and pre-selected fabric, thereby collaborating with the author of the pattern and the maker of the kit. *A kit quilt will not be eligible for Best of Show.*

Modern Quilts: Usually functional, simplistic and minimalist, often with bold colors and prints, high contrast, asymmetric design, improvisational piecing, expansive negative space and alternate grid work

Art Quilts: Completely **original** design meant to be hung as a work of art

PLEASE NOTE: A quilt might seem to fit in several categories, but please choose the category you believe best fits your quilt. The Preview Committee will also be assessing the photo for appropriate category and may call you concerning the chosen category if a question arises.