



Pines & Needles

Monterey Peninsula Quilters Guild

March 2013

GENERAL MEETING

MONDAY, MARCH 4, 2013

SET-UP: 6:00 P.M.
REFRESHMENTS: 6:30 P.M.
MEETING: 7:00 P.M.

PACIFIC GROVE COMMUNITY CENTER
515 JUNIPERO AVENUE (AT 15TH STREET)
PACIFIC GROVE, CA 93950

WHAT TO BRING

- + CHECK OR CASH FOR WORKSHOPS AND RAFFLE TICKETS
- + NAME TAG
- + COMMUNITY QUILTS
- + LIBRARY BOOKS
- + SWEETS AND SAVORIES
- + SHOW AND TELL
- + UFOs
- + PEN AND CALENDAR TO VOLUNTEER

IN THIS ISSUE

ADVERTISER INDEX, P. 5
EVENT CALENDAR, P. 22
GUILD NEWS, P. 3
OTHER NEWS AND CLASSES, P. 19
PRESIDENT'S MESSAGE, P. 2
WORKSHOPS, P. 2
WORKSHOP REGISTRATION, P. 18

UPCOMING MPQG EVENTS

MARCH 4 - LECTURE
ESTERITA AUSTIN

APRIL 1, 2013 - LECTURE
JO DIGGS

APRIL 13-14, 2013 QUILT SHOW

MAY 6, 2013 - LECTURE
[CAROL LARSON](#)

WEDNESDAY, MAY 29, 2012 - JUNE
MEETING, GWEN MARSTON

JUNE 1-2, 2013 -WORKSHOP
GWEN MARSTON

Next Meeting, **MONDAY, MARCH 4**

ESTERITA AUSTIN

Realism to Abstraction

Fiber artist, Esterita Austin, joins us on her night off from Empty Spools Seminars with a lecture on "Portraiture."



Above: *Roxane Lessa* by Esterita

Esterita holds an MS in art education from State University College at Buffalo, NY. She went on to study Renaissance art at the University of Sienna, Italy, and has a MFA in Graphics from the Pratt Institute. Esterita's biography includes many publications ranging back to 1991. She has exhibited extensively nationally and internationally, winning many awards along the way. As a side note, she even appeared on the Sally Jesse Raphael television show about female entrepreneurs. Her extensive education and art training is apparent in her beautiful, painterly quilts. Esterita's quilts exhibit many rich, bold colors as well as real depth and perspective.



Above: *Gale* by Esterita

In March, come along on a photographic journey that begins with taking an expressive photograph as the basis of a portrait quilt. Lighting, angles and settings along with fabric interpretations begin the discussion.

Finally, Esterita will share her technique for adding paint to achieve greater depth and perspective.

Techniques discussed can be applied to a face, a pet, or even a landscape. See more of her work at www.esteritaustin.com. To study with Esterita while she's here at Empty Spools Seminars, go to www.emptyspoolseminars.com.

Sally Miller, Programs

dsmiller13673@yahoo.com, 262-873-0384

President's Message for February

March is the month that comes in like a lion and goes out like a lamb. I hope it is true this year. Do you remember the ground hog that did not see his shadow and then the next Northeastern arrived?

We have been blessed with moderate weather, positive energy, and joy in an activity we love. The Quilt Show holds promise of quality quilts, warm friendships, and the joy of being part of the community of Good Old Days.

I wish each of you happy hours of quilt-related activities, good health, and the love of family and friends.

Walk in beauty,
Carole Olsen, President
caroleolsen@gmail.com, 831-372-9289


Workshops

Next Workshop: **GWEN MARSTON** JUNE 1 AND 2

Liberated Medallion Quilts

This workshop is based on Gwen Marston's recent book, *Liberated Medallion Quilts*, published by AQS in 2012. As with all of Gwen's classes, she will present as wide a view of the topic as possible, so that students can make the kind of medallion they like best, be it more traditional or wildly liberated. Medallions are one of the great historical styles and provide a wonderful format for designing quilts, one border at a time. Gwen will have samples of various types of Medallion quilts in class for visual aids.

Fabrics: Think about the style of medallion you want to make and bring appropriate fabric. If you want to make something in the Martha Washington style, bring early reproductions. If you want to make something in the Gwenny and Freddy style, bring brights, or you can do it with Aunt Gracie's, or in solids for a dramatic look.



Do some homework to help you decide what kind of quilt you like. Gwen's book *Liberated Medallion Quilts* shows a wide variety of quilts and is full of possible ideas to guide you. Also, her book *Liberated Quiltmaking II*, has a chapter on Medallion quilts. Remember, a Medallion is a quilt that begins with a center area of interest (either an interesting pieced or appliqué block or a unique fabric) and builds outwards in a series of borders. If you can't figure out what kind of Medallion you want to make, bring some of your favorite fabrics and we will figure it out together.

To register, call Gail Abeloe at 831-375-4553 or go to [Workshop Registration Form](#). To learn more about Gwen, go to www.gwenmarston.com.



FUTURE WORKSHOPS -

June 1-2, 2013 - Gwen Marston
Liberated Medallion Quilts

October 6, 2013 -
Rebecca Goldsmith
1-Day Chirp - Appliqué with
Attitude



Monarch Knitting

Everything for the knitter, spinner and weaver.
Plus crochet, embroidery and needlepoint threads.

529 Central Ave. Ste. 3
Pacific Grove, CA 93950
831-647-YARN (9276)
1-888-575-YARN (9276)

Joan Williams
joan@monarchknitting.com
www.monarchknitting.com
Mon-Sat 10-5:30, Sun Noon-4

NEW MPQG Renewals, Changes and New Members - Welcome fellow Quilters!

New Members

Orilia Alvarado, 12 Saucito Ave., Monterey, 93940, home ph: 559-859-5859 email: orilia@hotmail.com

Wendy Bell, 745 Mendocino Way, Morgan Hill, 95037, home ph. 408-778-3924, Cell: 408-859-7851
email: wendyrbell@charter.net

Judy Brown, 4112 Pine Meadows Way, PB, 93953, home ph: 831-626-9337, Cell: 831-595-1478
email: jdb515@sbcglobal.net

Lynn Elliott, 9800 Rolling Meadows Ln, Salinas, 93907-8807, home ph: 831-663-2193
email: mlynnel@razzolink.com

Evie Macway, 1122 Ripple Ave., PG, 93950, Cell: 650-465-3037 email: evie.macway@gmail.com

Becky Taylor, 2550 Ardennes Circle, Seaside, 93955, Cell: 831-869-1562 email: kitty4984@gmail.com

Renewals:

Linda Rath, 1398 Prescott Ave., Monterey, 93940, Home; Ph: 831-747-1049, Cell: 831-601-6631
email: rath2001@mbay.net

Changes and/or Additions:

Mary Ellen Parsons, new email address: winequilter@gmail.com

Pat Tillson, new address: 2460 Bay View Ave., Carmel, 93923

Sisneros Workshop "Combo" Top



Productive workshop participants shown with a cacophony of their finished *Circle Pizzazz* blocks. Students are anxiously waiting for the June pub-

lication of Judy's book, ***Circle Pizzazz*** from C&T to see more setting options for this block.

Great Tip of the Day: Cleaning and oiling rotary cutters for longer blade life. Thanks, Judy!



Holly Casey Quilts

**Custom Longarm
Machine Quilting**

45335 Vista Place
King City, CA 93930
(831) 385-3374
www.hollycaseyquilts.com
holly@hollycaseyquilts.com

DIY Garage Sale News

Continue sorting and rolling that extra fabric! The guidelines here on page 18 will tell you what we are looking for. Thanks for your co-operation. I'm sure the Garage Sale will be even more successful this year.

Terann Carr, Community Liaison
cacarrs@sbcglobal.net, 831-375-7881

Valentine's Heart Pillows

Many MPQG members answer the call for heart-shaped pillows for breast cancer sur-



gery patients. One of the Charity Projects our guild does is heart-shaped pillows for breast cancer patients. Held

under the arm on the side of her surgery, a woman uses the pillow to give support to her shoulder. They are very much appreciated by both the hospital and the patient. And a lot of fun for us to make.

Although it is an ongoing project, we promote creating them twice a year. In October, we make them for Breast Cancer Awareness Month. In February, it's the perfect gift for Valentine's Day. If you'd like to get a jump start on your creations, there is a downloadable pattern

at </media/uploads/2012/07/08/files/heart.pdf>

Terann Carr, Community Liaison
cacarrs@sbcglobal.net, 831-375-7881

Quilt Making at Robert Down School



Elizabeth Olney (yes, those fingers on the right belong to her) displays the cheery quilt that she helped a class of 3rd graders create beginning with the math, through the design and fabric selection, then onto the sewing and assembly.

Good job, Elizabeth. Thanks for volunteering your time and talent. Bet those kids will never forget that experience.

Charity Quilt Friendship Group March Sew-In

The Charity Quilt Friendship Group (CQFG) will be meeting at my home, near Laguna Seca on Friday, March 15. It is always pleasant when friends sew together. If you can come, please bring a sewing kit and maybe a rotary cutter and cutting board. We will meet between 9:30 a.m. and early afternoon so bring a bag lunch as well. Call for directions.

Terann Carr, Community Liaison
cacarrs@sbcglobal.net, 831-375-7881

Quilts Needed for Library Display



Above: 2012 Monterey library quilt display

Last year at the Monterey public library, members of our guild had a wonderful quilt display of quilts plus a poster advertising our Quilt Show. The display was up for six weeks and was seen by the many library patrons. Claudia Sammis gave a talk on quilts at the library as part of their Continuing Education Program.

This year, we have been invited to provide another quilt display in the lobby showcase from March 9 to April 28. The showcase is glassed-in so quilts are safe from touching or theft. We are seeking a wide variety of small quilts made by many different guild members to use in the display. Quilts need to be 30" x 30", or smaller. Please, be sure they are labeled and bring them to the MPQG general meeting on March 4.

I will return them at the May 6 meeting. Thank you for sharing your awesome quilts with our community.

Carole Olsen, President
caroleolsen@gmail.com, 831-372-9289

Advertiser Index

Back Porch Fabrics, Pacific Grove, p. 15
Bella's Studio, Monterey, p. 7, 13
Eddie's Quilting Bee, p. 7
Empty Spools Seminars, p. 6
Family Threads, San Juan Bautista, p. 15
Monarch Knitting, Pacific Grove, p. 2

Professional Quilters

Get It Quilted! By Sharon Winter, Monterey, p. 14
Holly Casey Quilts, King City, p. 3
The Last Stitch, San Juan Bautista, p. 13

[Seeking White Glove Ambassador Help](#)

White Glove Ambassadors & Security Volunteers are needed for the Quilt Show.

Work shifts: 1 hour and 45 minutes. Shifts are DIVIDED so that each volunteer has an opportunity to STAND for part of the shift while performing white glove ambassador duties, and to SIT while monitoring a door.

White Glove Ambassador: Meet old friends and make some new friends while protecting our quilts by using white gloves to turn them for better visitor viewing. Take the opportunity to talk about the quilts and quilting to the best of your ability while promoting our guild.

Security: Sit down if you like while monitoring a door during part of your shift.

It's all very easy and it's fun. Please sign up at the next guild meeting, sign up on line, or contact me.

Marjorie Longo, White Glove Chairman
frumml@aol.com, 831-624-8649

MPQG BOARD: MARCH PROJECTS

- Call for volunteers for Quilt Show staffing
- Members return completed Raffle Quilt blocks
- Preview Quilt Show entries and design Quilt Show

Need to Baste a Quilt?

Joan Hughes would like to remind members that she has a great worktable that's 4' x8' and would love to share it.

It's in a garage so it can be cold, but otherwise

it's very usable. Call her at

831-373-0843 if you would like to baste or lay out a quilt.

Member Mug Shots Online Member Directory


Is your photo missing from the online member directory? For inspiration, check out those photos that were recently added.

Online MEMBER DIRECTORY - It's always up-to-date!!

1. Go to www.mpqg.org.
2. Click on the ABOUT US tab, and go down to MEMBER DIRECTORY.
3. To Log In for the first time, enter your email address in the space provided and click on "reset password" or "forgot password" and follow the instructions for adding your own favorite password.
4. Check your email for the link that is sent to you. Follow the instructions.
5. Now, you're logged in. Please go to your listing and make sure that it's correct. If you want to make changes, let me know.
6. Next add your photo to the online directory by sending me your "mug shot" in .jpg format? (See mine at Claudia Sammis, as an example.) Let's make it easy for those of us with bad memories to attach a name to a face.
7. Returning members to the site can simply log in again with their email address and usual password. No need to remember any special user name as before.

No photo? I'll bring my camera to the next few meetings. If you'd like me to take your picture, just put on your lipstick and flag me down. You'll recognize me from my snapshot that's in the directory.

Claudia Sammis, Communications
especials@sbcglobal.net, 831-333-9133

**JOIN US
at
Empty Spools
Seminars
2013**
Asilomar Conference Grounds
5-day Quiltmaking Workshops
sponsored by:
Gayle Wells and Suzanne Cox
held at
Asilomar Conference Grounds
"Refuge by the Sea"
Pacific Grove, California
\$1294.00
per session
Price includes 5-day workshop with your
selected instructor, all meals, and lodging
(double occupancy). Single supplement available

Session I	Feb 24 - Mar 1
Session II	Mar 1 - Mar 6
Session III	Mar 26 - Mar 31
Session IV	Apr 2 - Apr 7
Session V	May 26 - May 31

For more information write to:
5306 Springridge Court, Fairfield, CA 94534-4005
(707) 864-1170, phone (707) 864-1345, fax
E-mail: info@emptyspoolsseminars.com
View our website brochure:
www.emptyspoolsseminars.com

MPQG Web Site is Global

Thought you'd want to know ...

Our web site traffic is monitored by Google Analytics, a service that tells us who is visiting our web site, how long they stay, and how many pages they visit, etc. etc.

In January, www.mpqg.org had 484 unique visitors for a total of 909 visits. While on our web site, they checked out 7.02 pages. Most interesting is that our web visitors came to our site from countries all around the world, although the majority were from the US, Japan and Canada as you would imagine.

Another factoid, you ask? Monday, January 7th saw the most traffic with 56 unique visitors.

Claudia Sammis, Web Mistress
especials@sbcglobal.net

831-333-9133



FOR THE LOVE OF SEWING
(408) 830-9505
EddiesQuiltingBee.com



**Eddie's
Quilting Bee**



BERNINA
made to create

Comes to Bella's Studio in Monterey

**3 Days Only for Sewing Machine
Sales, Repair & More...**

March 7th & 8th ,Thu & Fri 9:30-7:00
Mar 9th, Sat 9:00-5:00

<u>Repair</u> Certified Technicians On-Site Repairing ALL makes & models	<u>Sales</u> Over 40 models of Babylock & Bernina Sewing Machines & Sergers	<u>Furniture</u> Show specials on Koala Studios	<u>Accessories</u> Presser Feet, Hoops, Bobbins, Needles & More
--	--	--	---

Bella's Studio 831-920-2272
140 W Franklin St, Suite 205, Monterey, CA



[Quilt Show Judging & Entries](#)

Update

CONGRATULATIONS! We have received 129 entries for the quilt show. There are 37 entries that will be judged. Now, the difficult job is making sure they get finished on time for the show.

WHAT HAPPENS NOW? The acceptance letters will be mailed to you by March 15. If you have a change of address please let us know in advance. Once received, proofread the information carefully paying particular attention to the judging category. Report any errors, no matter how small, to Sharon Winter at 831-647-8769 as soon as possible.

You will also receive a paper label for your quilt that **MUST** be sewn on the back according to the directions. Instructions for making a sleeve will also be included.

If your quilt is **NOT** being judged, it must be delivered Thursday, April 11, between 7:30 a.m. and 11:00 a.m. Quilts that are being judged must be delivered Thursday, April 11, **BEFORE** 9:00 a.m. We urge you to write the date and time that your quilt must be delivered to Chautauqua Hall on your calendar. This is important.

WHAT IF SCENARIO? If you cannot finish your quilt for the show (we know there can be emergencies), please call one of the designers, Martha Martin at 831-206-2293 or Janyce Anderson at 831-659-3505, at least 1 week prior.

We are excited and looking forward to this great show! Thank you for making it possible.

Gloria Hatton, Judging and Entries
hatton13@comcast.net, 831-649-3562

[Join the Quilt Show Team of Volunteers](#)

Sign up to Volunteer at the 2013 Quilt Show. Dee Davis will be at the March and April

MPQG Meetings with sign-up sheets for all the shifts for all of the Committees.

Remember, as part of our membership obligation, we all need to volunteer for four hours at the Quilt Show. The sweetener is that if you sign up for four hours, you get in free! Be sure to sign up early, so that you can get the committee and hours you want to work.

QUILT SHOW COMMITTEES

FIRST	LAST	EMAIL	HOME PHONE	CELL PHONE	COORDINATOR/COMMITTEE
Rita	Remenap-Keith	ritaremkeith@gmail.com	8312775965		Admissions
Allison	Barrett	allison16@comcast.net	8316259611	8315951749	Admissions
June	Cornell	junecornell@yahoo.com	8317571390	8312067955	Boutique
Sharon	Winter	slwinter@earthlink.net	8316478769		Data Entry
Terann	Carr	cacarrs@sbcglobal.net	8313757881		DIY Garage Sale
Jeanne	Krener	jeanne.krener@yahoo.com	8316227314	8314021452	Finance
Noreen	Nance	nnance321@yahoo.com		8319153441	Hanging & Dismantling
Janet	Taillon	tailwhit@yahoo.com	8316429490	8319178144	Hanging & Dismantling
Holly	Casey	holly@hollycaseyquilts.com	8313853374	8318094667	Hanging & Dismantling, Assistant
Helen	Egerton	hmegeton@gmail.com	8316491680	8312770623	Judging
Joan	Hughes	pgquilter@sbcglobal.net	8313730843		Judging
Yo	Matsuda	yomatsu13@aol.com	8313725785	8314023209	Judging
Gloria	Hatton	hatton13@comcast.net	8316493562	8318098488	Judging, Quilt & Data Entry Coordinator
Tina	Magill	magill1242@gmail.com	8316491987	5102068477	Mini Quilt Raffle
Steve	Clizbe	screaming09eagle@att.net	8314431259	8312619966	Parade
Regina	Liske	bassetbooks@redshift.com	8313339302		Preview Party
Colleen	Johnson	colleen@pinpay.com	8318994810	8315945291	Preview/Quilt Entry
Cheryl	Smith	cherylsmithquilts@gmail.com	8314848010	8315949215	Programs
Fatima	Dias	mafadimo@yahoo.com	8316491911	8319174693	Publicity
Cindy	Brown	cindybrownquilts@gmail.com	8314559123	8317101751	Quilt Reception & Return
Carole	Olsen	caroleolsen@gmail.com	8313729289	8314028988	Quilt Reception & Return
Susan	Riddoch	srboke@sbcglobal.net	8314496315	8319056416	Quilt Show Chair
Rita	Jacques	stan2rita@sbcglobal.net	8314841467	8315616296	Security
Genie	Santini	geniesantini@gmail.com	8316491399	8312360505	Set Up & Venue Coordinator
Janyce	Anderson	cvoaks2011@gmail.com	8316593505	8316012160	Show Designer
Martha	Martin	old3put@aol.com	8312723188	8312062293	Show Designer
Claudia	Gano	mosswoodcv@aol.com	8316590650		Signs
Margaret	Nava	navamtry@aol.com	8313726282		Transportation/VC Awards Only
Elizabeth	Hull	dhull@gbis.com	8319201403	7757810174	Viewers' Choice
Rosemary	Houser		8316552257	8319159565	Viewers' Choice/Counting Only
Dee	Davis	quilterdee@gmail.com	8313726454	8315216506	Volunteer Coordinator
Marjorie	Longo	frumml@aol.com	8316248649		White Gloves

QUILT SHOW NOTES

The following are notes from the Quilt Show meeting held January 19, 2013. Please contact Susan Riddoch with questions, additions, and corrections.

Overall

Most of you chaired the same committee last year. If you do not have 2012 notes, Susan will forward. If you want to see another committee's notes, Susan will forward.

Regarding Security – express opinions if concerned for theft and other overnight hazards.

Admissions (Rita Remenap–Keith & Allison Barrett)

Draft instructions for volunteers

Order wristbands as needed. Scheduled to check inventory on 1/29.

Coordinate with Regina Liske on party admissions.

Publicity and Admissions – revise phrasing for admission of children to “12 and under”

Quilt Show Chair – At next guild meeting, invite teachers to contact regarding bringing students to the show. Assess interest in free entry for such groups.

Data Entry – provide to Admissions on Quilt Show weekend

List of entries, quilter, and location sorted by quilter.

List of quilts for sale.

Setup – provide 1 table, 2 chairs

Boutique (June Cornell)

Boutique – secure space heaters and a “draft catcher” for the exterior door to warm up the room.

Note that electrical outlets are limited in this room.

Susan will provide 2 space heaters.

Signs – double number of signs pointing to Boutique

Program – increase size of print on Boutique and Garage Sale designations on front of program

Data Entry (Sharon Winter)

Create a list of entries, quilter, and location sorted by quilter.

Create a list of quilts for sale.

Create a list for Reception & Return by number, by category (e.g., M)

DIY Garage Sale (Terann Carr)

Setup – provide 4 tables. Tables and chairs should be in room from judging activity.

Finance (Jeanne Krener)

Finance – Secure a backup for counting cash (Carole Olsen volunteered.)

Jeanne and Susan will update the show expenditure forms and related instructions.

QUILT SHOW NOTES CONTINUED...

Hanging & Dismantling (Noreen Nance and Janet Taillon as Co-Chairs, Holly Casey Assistant)

Karen & Ian Milne will draft detailed instructions for setting up each corner of frames

Hanging & Dismantling –

Coordinate with Show Designers

Secure cutters for cable ties.

Show Designers – Provide a layout for Chase/volunteers for all tables (e.g., Admissions, Mini Quilt, etc.)

Judging (Gloria Hatton – Helen Egerton, Joan Hughes, Yo Matsuda)

Selected Jody Ohrt to judge the entries.

Mini Quilt Raffle (Tina Magill)

Mini Quilt Raffle –

Set ticket prices at 6 tickets for \$5.

At next guild meeting, emphasize the goal of offering quality mini quilts to maximize ticket sales

Set drawing for winners at 3 PM on Sunday.

Establish size limit to a given perimeter size.

Setup – provide 1 table

Hanging and Dismantling – provide 3 large frames

June & Tina – work out design of ticket envelopes to collect raffle tickets

All committee members – ask for donations from well-known quilters

Terann – Provide examples of charity quilts to display at show

Raffle Quilt

Set drawing for winner at approximately 3:30 PM on Sunday.

Parade (Steve Clizbe)

Incorporate banner (Monterey Peninsula Quilt Guild)

Use as tool to draw people to Chautauqua Hall

Quilt Show Chair – contact Steve Clizbe – he MAY have expressed interest in chair.

No reply yet to email.

Publicity – work with Parade Chair.

Setup – Confirm application deadlines for parade

Preview Party (Regina Liske)

Change time to 6–8 PM

Notify Setup and Venue regarding number of tables needed.

QUILT SHOW NOTES CONTINUED...

Preview/Quilt Entry (Colleen Johnson)

Programs (Cheryl Smith)

Programs – coordinate color of programs with Show Designers
Show Chair – provide prior show attendance figures

Publicity (Fatima Dias)

Black & White bookmarks with map to Chautauqua on back. Distribute to:
regional quilt shops,
San Jose Museum of Quilts & Textiles,
Chamber of Commerce,
Tourist Information Office,
Natural History Museum
Investigating “Your Town” appearance on public access TV
Create complimentary tickets for guests and dignitaries
For 2014 show, distribute bookmarks at PIQF in October 2013
Revise phrasing for admission of children to “12 and under” in advertisements, press releases,
etc.
Research permit/cost to hang our quilt show banner in Monterey.
Coordinate with Signs Committee
With Genie, attending upcoming PG City Council meeting with thank you and invitation (**True?**)
Attend Good Old Days organization meeting
Carole Olsen –
Ask Monterey Public Library if a quilt display like 2012’s is wanted.
Note Susan Riddoch is awaiting a similar reply from Salinas Public Library.

Raffle Quilt

Set drawing for winner at approximately 3:30 PM on Sunday.

Quilt Reception & Return (Carole Olsen & Cindy Brown)

Security (Rita Jacques)

Steve Clizbe & Sharon Winter advise that overnight security may not be necessary if major concern is fire.
All Committee Members –
Express opinions if concerned for theft and other overnight hazards.

Set Up & Venue Coordinator (Genie Santini)

Setup – provide chairs & tables as follows:
Admissions – 1 table, 2 chairs
DIY Garage Sale – 4 tables
Mini-Quilt Raffle – 1 table

QUILT SHOW NOTES CONTINUED...

Preview Party – ? tables

Setup –

Has secured donated lunch for volunteers.

Provide coffee, tea, water, breakfast snacks for Thursday morning

Use the Guild urn

Ask about use or restrictions on using the man lift to hang large quilts on walls or rafters.

Ask if PG can relocate dumpster on path to Chautauqua Hall. (Request of Claudia Gano)

Contacting electrician re: lighting

With Fatima, attending upcoming PG City Council meeting with thank you and invitation

Attend Good Old Days organization meeting

Confirm application deadlines for parade

Advise – Susan received Vendor App from COC – assume not needed?

Show Designers (Martha Martin & Janyce Anderson)

Coordinate color choices with Signs and Programs Committees

Provide a layout for Chase/volunteers for all tables (e.g., Admissions, Mini Quilt, etc.)

Order table covers for all tables

Setup – contacting electrician regarding overall lighting of Chautauqua Hall

Signs (Claudia Gano)

Publicity – Research permit/cost to hang our quilt show banner in Monterey.

Signs –

Additional requests:

From Tina Magill, Mini Quilt Raffle Chair

2 or 3 signs for Ticket Prices

“Proceeds from the raffle ticket sales provide funds for charity quilts.”

Drawing time (3 PM on Sunday)

A large sign directing traffic to mini raffle quilts

Investigate placing a sandwich board on Ocean View Blvd., pointing up the hill to the quilt show.

Double number of signs pointing to the Boutique and Garage Sale

Signs/Arrow for restrooms?

Publicity – Research permit/cost to hang our quilt show banner in Monterey.

Maintain Last year’s signs plan as follows:

Color coordinated with street signs and table cloths – consult Show Designers on color

2 sandwich boards borrowed from PG –center Lighthouse & Forest and in front of hall (we have request for more from Board)

6 rented flags in front of hall

Paper banner on building “Quilt Show”

Front door poster with times and ticket prices, etc. (budget approved to laminate)

“Please use side door for Quilt Reception & Pickup”

Quiet – judging. No entrance.

“MPQG Preview Party – \$10 each person”

QUILT SHOW NOTES CONTINUED...

"Please bring your Preview Party food into the kitchen."

"Volunteers sign in kitchen. Pick up white gloves in kitchen"

8" x 10" signs with admission prices for admission tables

An opportunity raffle quilt sign with info and prices (drawing time?)

"Recycle your program here"

"No smoking or drinking" (Park Food & Beverages Here?)

Boutique and Fabric Garage Sale with arrows (How many?)

"Please do not touch the quilts. Ask White Glove assistant (?) to turn the quilts"

"Challenge Quilts" (Sign describing the challenge?)

Transportation (Margaret Nava)

Awaiting plans from Hanging & Dismantling before pursuing bid for setup assistance.

Viewers' Choice (Margaret Nava, Elizabeth Hull, Rosemary Houser – counting)

Rosemary Houser has volunteered to count ballots

Elizabeth will notify winners & arrange presentations at May guild meeting

Margaret and Elizabeth are making awards

Volunteer Coordinator (Dee Davis)

All committees using volunteers – New instructions available for using Google to sign up volunteers. If you haven't received the email, contact Dee.

Volunteer Coordinator – Advise, please. White Glove wants a change in the shift schedule. Not sure Google schedule can accommodate.

Requesting 1 hour 45 minute shifts

Requesting no overlap

White Gloves (Marjorie Longo)

Change volunteer designation to White Glove Ambassador

Draft new volunteer guidelines to emphasize ambassador role

Requesting that the kitchen counter be reserved for White Glove Ambassadors



Publicity for the Quilt Show

The guild needs your help getting the word out about the Quilt Show. Last year, we did really well with attendance from our local area but fell short on attendees from outside our county. Although we got a lot of cooperation from the PG Chamber, we got a little lost in the publicity for Good Old Days. So, that's one area for improvement.

Another is outreach to quilters. I have a listing of guilds within a four-hour driving radius and have what I think is a complete list of quilt shops. My plan is to send bookmarks to the shops, and a newsletter article to the guilds.

Do you have a contact at any of the newspapers in any surrounding communities who might write a feature article about our quilt show? In January, will you have an hour or two to address and stuff envelopes? In the days before the quilt show, will you have an afternoon to drop off bookmarks at the local hotels and B&Bs? If you know of anyone or any place else I should target, please drop me a quick note.

Fatima Dias, Publicity
mafadimo@yahoo.com, 831-649-1911

July Program Seeks Talent

Do you have a secret to share? The program committee knows you must have at least one!

On Monday, July 1, our program will consist of mini-workshops presented by our membership. Some of the board members have already volunteered to present their quilting "secrets" but we need a few more presenters. It's ok if you don't have a secret to share, we can help you develop a great 15-minute presentation that will be repeated 4 times during our hour-long mini-workshop night.

A simple demonstration of a technique could easily fill the allotted time. Do you have a great binding technique? Can you embellish with foil or beads? What is your best way to felt wool? How do you make accurate half square triangles? The possibilities are endless!

Not only can the program committee assist in developing your idea into a 15-minute presentation, we are also available to help with demonstration costs. Contact me about sharing your secret talent with our members.

Sally Miller, Programs
dsmiller13673@yahoo.com, 262-873-0384

Get It Quilted!

By Sharon Winter

- ✦ Creative custom quilting on a domestic machine
- ✦ Award-winning fine hand quilting
- ✦ Binding, basting, design and quilting services

Please call for an appointment (831) 647-8769

Web Site News

Contributions welcomed at any time of the month! Photographs should be 300 ppi, .jpg or .tif format. Please do not add ANY formatting to articles. Submissions should be copyright free.

The new web site is now live at our old web address at www.mpqg.org.

Claudia Sammis, Webmistress
especials@sbcglobal.net or 831-333-9133

Family Threads QUILT SHOPPE

107-D The Alameda
PO Box 1203
San Juan Bautista, CA 95045

Phone (831) 623-0200
Fax (831) 623-0300
FamilyThreads@att.net

www.FamilyThreads.org
Hours: Tues-Fri 10-5, Sat 10-4, Closed Sun & Mon

Back Porch Fabrics

Fabulous Fabrics, Books & Quilting Tools

Gail E. Abeloe

(831) 375-4453
(831) 375-3755 fax

Gail@backporchfabrics.com
www.backporchfabrics.com

157 Grand Avenue at Central, Pacific Grove, CA 93950

The Boutique is Coming!

APRIL 13 AND 14

A showcase for member's handiwork and art for sale.

What? Sewing-related items are the criteria - quilts, table runners, pincushions, sewing sets, purses, bags, etc.

Space is limited - You may submit as many items as you wish but only up to 5 items of any one product. That way there is room for everyone's pieces. The more the variety the better the eye appeal. We have been successful in the past and hope this year will be even better.

Cost - The cost to participants is an even division of the \$100.00 vendor fee. For example, if there are 10 participants, your cost is \$10.00. The Boutique management is responsible for a tax ID number and for paying the sales tax.



Pricing Guidelines - A good way to get pricing ideas is to Google your type of article to be sold. Sources such as "Etsy," "eBay," and the like will give you a feel of what you should charge and be very surprised at what people do charge.


Sign up Your Products - There are no entry forms, but I will have sign-up sheets at the February - April guild meetings, or you can email or call me. Phone is always better for me. If you do decide to put some things in the Boutique, I have a handout that I will give to you. Hope to hear from you.

Sign Up To Sell - We always need help in the booth selling, making change, bagging, restocking, etc. Again, at the coming guild meetings I'll have sign-up sheets ... or give me a call.

Income - Each artist keeps the net proceeds from their own sales.

Deliver your Art - Friday, April 12, in the morning to Chautaugua Hall.

Pick up Unsold items - Sunday, April 14, 5:00 p.m.



June Cornell, Boutique Coordinator
junecornell@yahoo.com, 831-757-1390

DIY Garage Sale

Guidelines

This is a DIY (do it yourself) project. This year, the Garage Sale will share space with the Boutique in Chautauqua Hall. Consequently, space is limited.

Big Picture:

ONLY quilting fabric will be sold. It must be

- * measured (mark yardage on tape), and
- * rolled and taped with blue painter's tape.
- * Fat quarters must be taped singly or in a stack

NO batting, notions, trims, patterns, books, etc.

NO ODORS (fresh, not musty nor smelling of laundry products or smoke); and

NO LOOSE FABRIC. Do not turn in any loose fabric, it will be thrown out. Honest.

How to -- MEASURE AND ROLL

- 1) One fabric per roll.
- 2) Use a zipper lock plastic bag if there are many pieces of the same fabric.
- 3) Fold fabric selvage to selvage then measure along selvage to the nearest complete quarter-yard increment.

How to -- MARK

One piece measured along selvage could be described as

- * fat quarter+ (18" X 27")
- * 2+ yds. (two healthy yds. selvage to selvage plus a little more)
- * 2 yds. (any healthy yds. selvage to selvage to the nearest 1/4 yd.)
- * 2 yds. total (one piece with over an healthy 1 yd. selvage to selvage and a total of 1 more yd. of oddly cut fabric)

How to - TURN IN FABRIC

Turn in prepared fabric on Friday, April 12th at Chautauqua Hall in Pacific Grove at 16th and Central between 8:00 a.m. and 11:00 a.m. You MAY NOT turn in fabric rolls at any Guild meeting.

Note: To turn in fabric early, you may contact me ONLY if you are coming from OUT OF TOWN on Thursday the 11th to turn in quilts for the show. Otherwise, please do not ask for exceptions, ask a friend to bring your fabric in Friday a.m.

Shopping Etiquette: Patrons may lose privileges for opening packages or breaking tape.

Terann Carr, DIY Garage Sale
cacarrs@sbcglobal.net, 831-375-7881

2013 Challenge Quilt Inspired by Crayola Colors

*Right Worker at the Crayola factory in Pennsylvania.
Which MPQG member chose this blue for their challenge?*

Quilt Challenges are typically held once a year in the Spring. The quilts are shown at the Monterey County Fair in August/September and again at the MPQG Quilt Show the following April. The challenge might involve the use of specific fabrics, a particular theme, size, etc.

Deadline: Usually the July or August guild meeting.

2013 Crayola Challenge

1. Draw a crayon from the bag at the March meeting only. That color and its various shades will be the color of your fabrics and embellishments. You can also add small bits of black and white fabric, if desired.
2. The theme is the maker's choice.
3. Create a 15" x 20" quilt with either a vertical or horizontal orientation.
4. The actual crayon must be attached to the front of the quilt either temporarily or permanently.
5. The quilt must have a top, batting, and back (3 layers). The maker may use any quilt method.
6. **Deadline:** Bring your finished quilt to the August meeting in a brown bag. Quilts will be hung and MPQG members will vote for their favorites.
7. Ribbons will be given for 1st, 2nd, and 3rd place.
8. All quilts will hang at the 2013 Monterey County Fair, August 28 through September 2, and at the April 2014 MPQG Quilt Show.



Did you know?

Crayola is proud to make the great American crayon, a quintessential school supply, right here in the USA.

Crayola believes the nation's children will become the next creative thinkers, dreamers and inventors. They need the best tools to bring their original ideas to life.

From the 8-count all the way up to the 120-count box, the company's regular-sized crayons, including reds, whites, blues and every color in between are all made in Easton, Pennsylvania by a dedicated workforce that is 1,200 strong.

Crayola makes their crayons using the finest pigments for intense color, and is a special blend of paraffin wax for smoothness and clay for strength.

At the manufacturing facility in Pennsylvania, Crayola makes 650 crayons per minute and up to 13.5 million crayons a day!

More than 400 different crayon colors are made, including favorites such as burnt sienna, carnation pink and midnight blue.

On average, the company makes 3 billion crayons a year, enough to circle the world six times.

In addition to being made in America, Crayola's crayons have gotten greener. A solar farm located in Forks Township, PA, provides enough power to make 1 billion of 3 that it produces each year. Each box has a sun icon, letting parents, teachers and children know that Crayola crayons are now made by the sun.

Joan Hughes, Challenge
pgquilter@sbcglobal.net, 831-373-0843

Barbara Barrieau, Challenge
rickbarbara@sbcglobal.net, 831-384-7784

Allison Barrett, Challenge
allison16@comcast.net, 831-625-9611

Monterey Peninsula Quilters Guild Workshop Reservation				Members	Non-Members (accepted 30 days prior to workshop)
<input type="checkbox"/> Saturday, Sunday	June 1, 2, 2013	Gwen Marston	<i>Liberated Medallions</i>	\$100.00	\$120.00
<input type="checkbox"/> Sunday	October 6, 2013	Rebecca Goldsmith	<i>1 Day Chirp – Appliqué with Attitude</i>	\$50.00	\$60.00
Name					
Address					
Telephone					
email					
✂ ✂ ✂ ✂ ✂ ✂ ✂ ✂ cut here ✂ ✂ ✂ ✂ ✂ ✂ ✂ ✂					
For your records:	You are registered for: <input type="checkbox"/> Saturday and Sunday, June 1, 2, 2013 <i>Liberated Medallions</i> with Gwen Marston <input type="checkbox"/> Sunday, October 6, 2013 <i>1 Day Chirp – Appliqué with Attitude</i> with Rebecca Goldsmith				
Send to:	Make check payable to MPQG. Send to: Workshop Registration, MPQG, PO Box 1025, Pacific Grove, CA 93950.				
Questions?	Gail Abeloe at Back Porch Fabrics 831-375-4453.				
Time:	Doors open at 9:40 a.m. Workshop is 10:00 a.m. to 4:00 p.m.				
Note:	Reservations are secured when payment is received. To cancel and receive a refund, cancellation must be made at least 7 days in advance. Nonmember reservations will be accepted 30 days prior to workshop.				
Supply List:	www.mpqg.org				
Location:	Health and Fitness Room at the Sally Griffin Center, 700 Jewell Avenue, Pacific Grove, CA 93950.				
Food:	Plan on bringing your lunch, snacks, and beverages.				

Back Porch Fabrics Exhibit and Book Signing

How did one book make so many quilters have a cow? It all started with a purple cow. Out of the Box with Easy Blocks provided the pattern. A herd of quilters got excited. And soon there was a stampede of whimsical cows on quilts.

Cow Parade Quilts by Mary Lou Weidman, Mel McFarland, and Friends on exhibit February 24 to April 30, 2013. You'll enjoy meeting Mary Lou and Mel. Then, head to the community center for the MPQG meeting with Esterita Austin.

Book signing, Monday, March 4, 4-6 p.m. Back Porch Fabrics, Pacific Grove, CA.

Contact 831-375-4453 or www.backporchfabrics.com.



Red & White Quilt Show

Right: Photo by Gavin Ashworth courtesy of the American Folk Art Museum. To see additional photographs, go to: www.armoryonpark.org/photo_gallery/slideshow/infinite_variety.

Sadly, this American Folk Art Museum quilt show was held in 2011 at the Park Avenue Armory in New York City. The good news is that we can enjoy it in this free video.

To see the official YouTube video, go to: www.youtube.com/watch?v=fc009Mo5uXY&feature=player_detailpage. Narrated by the curator with lots of good info. In the far right column, you'll see other quilt show videos that are also worth viewing.

To view another YouTube video created by one of the visitors to the exhibit, go to: www.youtube.com/watch?v=Ty_XglbH1hQ.



Janyce Anderson, 1st Vice President
cvoaks2011@gmail.com, 831-659-3505

FAMILY THREADS: Bits with Bonnie

In March Bonnie will be doing a demo on Dresdans. We'll be providing some light refreshments. And any tool that she uses will be 15% off the day of the demonstration.

(Thank you Mandy for the cutest sample ever!)

Dates: Saturday, March 9 ...Please note for the month of March the demo is the SECOND SATURDAY, NOT THE FIRST***

Time: 10:30 – 11:30am

Cost: FREE



BELLA'S SEWING FUNDAMENTALS CLASSES

MARCH 21, 2013 9AM - APRIL 6, 2013 5PM

Bella Lofaso Brancato teaches this Sewing Fundamentals series with emphasis on learning the foundations of sewing. No matter what your skill level, having a solid understanding of how your sewing machine operates, the properties of fabrics, cutting, marking, layout and pressing, will help you enjoy your sewing journey.

Cost: \$45 per single class - or \$125 for each 3-class series. Note: Some workshops have an additional materials fee for the specific class project - fees are noted below. For additional help and sewing time, you can purchase a Studio Punch Card. Cost: \$70 for 10 hours of Open Studio time.

Series #1 - In the Beginning (3 classes) This 3-class series will cover all the fundamentals to get you started on your successful sewing journey!

Week 1 - Making Friends with Your Sewing Machine. The sewing machine is a vital element of the sewing experience - knowing how it operates is paramount. Today's sewing machines have kept up with technology and are easy and fun to use. Choose Thursday or Saturday class: Thursday, March 21, 6:00 - 9:00 p.m. or Saturday, March 23, 1:00 - 4 p.m.

Week 2 - It's All in the Cut. Understanding the properties of grain dictates the layout of your pattern pieces. It does not matter if your project is simple or complex -- grain and proper layout is always essential. Choose Thursday or Saturday class: Thursday, March 28, 6:00 - 9:00 p.m. or Saturday, March 30, 1:00 - 4 p.m.

Week 3 - Let's Sew Something. Different seams and sewing construction techniques will be taught. Your first project will be a darling Chicken Pin Cushion! Choose Thursday or Saturday class: Thursday, April 4, 6:00 - 9:00 p.m. or Saturday, April 6, 1:00 - 4 p.m. There will be a materials fee of \$10 for supplies.

Reserve Your Class Today! 831-920-2272. Bella's, 140 W. Franklin St., Suite 205, Monterey, CA 93940. [For info, www.bellastudiomonterey.com](http://www.bellastudiomonterey.com).

Allison Aller at King City with Embellishment and Embroidery

MONDAY, MARCH 11

Allie Aller will be teaching her Embellishment and Embroidery workshop from 9:00 a.m. - 4:00 p.m. at the King City Bible Church on Jolon Road. These garden-inspired techniques can be seen in Allie Aller's Crazy Quilting – Modern Piecing & Embellishing Techniques for Joyful Stitching book published by C&T Publishing. This class is independent from the March 9 class. If you take that class, you can use the crazy pieced heart block as your foundation, or bring something new to class. You can start with a photo transfer onto fabric, a low-contrast pieced block or just plain fabric.

This class will include basic embroidery stitches: herringbone, couching, fly stitch, silk ribbon stitch, button-hole, and chain stitch. You will also be making 3 dimensional flowers with trims, wired and silk ribbon, lace, Angelina, and gimp. You will make small flowers and leaves. You will use size #11 beads, 4mm crystals, 6 strand floss and #12 perle cotton as well as variegated machine thread. Bring some nice buttons and bits of lace and ribbon!

The workshop fee is \$30. Kits will be available for \$25.00 including all necessary embroidery threads and embellishment supplies. However, you may of course bring your own supplies instead, or in addition to your kits. Contact Holly Casey to sign-up for this class 831-385-3374.

For more information about Allie or to view her work, visit her blog at alliesinstitches.blogspot.com/.

Allison Aller at King City with Crazy Hearts



SATURDAY, MARCH 9

Allie Aller will be teaching her Curved Piecing Crazy Hearts workshop from 9:00 a.m. - 4:00 p.m. in King City at a location yet to be determined.

In her popular book Allie Aller's Crazy Quilting – Modern Piecing & Embellishing Techniques for Joyful Stitching, you'll discover Allie's exquisite garden-inspired approach to crazy quilting.

In this class, we'll use Allie's unique freezer paper technique for curved crazy piecing. You'll create a 15" X 15" heart block. The skills you'll learn in class can be applied to other types of crazy quilting. Silk ribbon embroidery in the herringbone stitch will be covered during the last hour of class.

The workshop is \$30.00 plus \$5.00 for the pattern. To register, contact Holly Casey at 831-385-3374. You can then use this block to take Allie's Embellishment & Embroidery workshop on Tuesday March 11.

Allie is a phenomenally talented quilter who has been quilting non-stop since 1977, but was bitten by the crazy quilt bug a decade ago and hasn't looked back. For more information about Allie or to view her work, visit her blog at alliesinstitches.blogspot.com/.

Free Pattern Demos Saturday, March 16, 2013 10:30 and 2:00 by Gail Abeloe

- * Free Quilt Pattern
- * Demo on how to sew the pattern
- * Door Prize at both sessions
- * Show and Tell

No need to sign up, just show up and enjoy the fun.

When you attend 4 demos and bring back 3 projects made with Back Porch fabrics, you will earn a free class!

Location: Back Porch Fabrics, Pacific Grove, CA.

For a class schedule, go to
<http://www.backporchfabrics.com/>

Quilt Alliance Turns 20 with Contest



It's official: The theme for the Quilt Alliance's annual contest is TWENTY, and QA invites all quilters, from beginner to advanced, to enter in support of the Alliance and its projects. The theme was chosen in honor of QA's 20th anniversary, which falls this year, and entrants are invited to interpret TWENTY in any number of ways: the numeral, the concept, the quantity, the word.

Keeping in the spirit of things, the quilt needs to measure just 20" x 20." For information, go to www.quiltalliance.org. Deadline: May 1, 2013.

Road Trips & Local Events

Calendar, Road Trips, and Local Fun Stuff

February Events

Now to April 28, 2013 5pm, San Jose Quilt Museum, *Folk Indian Textiles* from the collection of Carol Summers, 520 S 1st Street, San Jose, CA 95113. Contact 408-971-0323, or www.sjqquiltmuseum.org.

Now 12pm to - April 28, 2013 5pm San Jose Quilt Museum, *Meditation in Space and & Time* from Junco Sato Pollack Sutra Chants Hangings and Stitch by Stitch Mandalas, 520 S 1st Street, San Jose, CA 95113. Contact 408-971-0323, or www.sjqquiltmuseum.org.

Now to - Aug 18, 2013, The Museum of American History, *From Fiber to Fabric*, a history of American Textile Production, highlights the processes and technologies our forbearers used to grow, dye, spin, and weave natural fibers into cloth. Displays of historic tools, machines, and textiles including looms, spinning wheels, sewing machines, quilts and embroidery will guide the visitor through the fabric of America's past. The exhibit explores the importance of industrialized textile manufacturing from the cotton plantations of the south to the textile mills of New England and their pivotal role in the history of American society. For younger visitors, hands-on activities include quilt block making and weaving. Exhibit hours are 11:00am to 4:00pm, Friday through Sunday. Admission to the galleries is free. Located at 351 Homer Avenue Palo Alto between Bryant and Waverley Streets. Contact Laurie Hassett, 650-321-1004, Admin@moah.org, or www.moah.org.

Now till - April 30, 2013, Back Porch Fabrics, *Cow Parade*, Quilts by Mary Lou Weidman, Mel McFarland, and Friends on exhibit. Book signing for the artists on Monday, March 4th at 4:00 to 6:00pm. Back Porch Fabrics, Pacific Grove, CA. Contact 831-375-4453 or www.backporchfabrics.com. To learn more about Mary Lou, go to www.marylouquilt designs.com.

March Events

Mar 1, 2013 - Mar 6, 2013, Empty Spools Seminars, *Session II*, at Asilomar Conference Grounds, Pacific Grove, CA. www.emptyspoolsseminars.com/

Mar 1, 2013 - Mar 3, 2013, At the San Jose Scottish Rite, *The Whole Bead Show*, 2455 Masonic Drive, San Jose, CA 95125. Wheelchair accessible. Friday & Saturday - 10:00am to 6:00pm, Sunday - Noon to 5:00 p.m. Admission is \$7.00 payable by cash or check and valid for all days of the show. For more info, www.wholebead.com/showsSJ13.

Mar 1, 2013 - Mar 3, 2013, Hilton Carlton, *The Bead & Boutique Arts Show*, Show and sale, Concord, CA. 10:00am - 6:00pm daily. For info, go to www.beadandboutique.com/.

Mar 4, 2013 4:00pm - 6:00pm - Back Porch Fabrics, book signing for *Out of the Box* with easy blocks by Mary Lou Weidman and Melanie McFarland. The unusual date and timing coincides with the Empty Spools Seminars "free night." And, it's just before our guild meeting! Pacific Grove, CA. Contact 831-375-4453 or www.backporchfabrics.com. To learn more about Mary Lou, go to www.marylouquilt designs.com

Mar 4, 2013 6:30pm - 9pm, MPQG, *General Meeting and Lecture with Esterita Austin*, Pacific Grove Community Center, 515 Junipero Street, Pacific Grove, CA www.mpqg.org.

Mar 7, 2013 - Mar 9, 2013, Bella's Studio, hosts *Eddie's Sewing Machine Workshop*. Are you looking for a new sewing machine? Does your's need to be serviced? Sewing superstore, Eddie's Quilting Bee of Sunnyvale, will set up shop in Bella's Studio to showcase a selection of the latest sewing machines. Their team will also have a sewing machine repair service area in the studio for machine maintenance and repair. Thursday and Friday, 9:30am - 7:00pm; Saturday, 9:00am - 5:00pm. No cost to drop in. New machines and repairs will be priced at the studio. Bella's Studio, 140 W. Franklin St., Suite 205, Monterey, CA 93940. For info, www.eddiesquiltingbee.com. To learn more about Bella's, go to www.bellastudiomonterey.com.

Mar 9, 2013, Allison Aller, will be teaching her *Curved Piecing Crazy Hearts* workshop from 9:00am - 4:00pm in King City at the King City Bible Church on Jolon Road.. The workshop is \$30.00 plus \$5.00 for the pattern. To register, contact Holly Casey at 831-385-3374. You can then use this block to take Allie's Embellishment & Embroidery workshop on Tuesday, March 11. For more information about Allie or to view her work, visit her blog at alliesinstitches.blogspot.com/.

Mar 9, 2013 - Mar 10, 2013, Concourse Exhibition Center, *The Evolution of an Art Form*, 15th biannual show and sale at the, 635 8th Street at Brannan St., San Francisco. Saturday - 10:00am - 5:00pm, Sunday - 10:00am - 4:00pm. Admission - \$10. Merchant mall, appraisals and more. For info, www.sfquiltersguild.org.

Continued on page 22

Road Trips & Local Events continued from page 21

Calendar, Road Trips, and Local Fun Stuff

Mar 11, 2013 9am - 4pm, Allison Aller, will be teaching her *Embellishment and Embroidery* workshop at the King City Bible Church on Jolon Road. This class is independent from the March 9 workshop but you can use the crazy pieced heart block as your foundation, or bring something new to class. The workshop fee is \$30. Kits will be available for \$25.00 including all necessary embroidery threads and embellishment supplies. However, you may of course bring your own supplies instead, or in addition to your kits. Contact Holly Casey to sign-up for this class 831-385-3374 or holly@hollycaseyquilts.com. For more information about Allie or to view her work, visit her blog at alliesinstitches.blogspot.com/.

Mar 11, 2013, Allison Aller at VHQG, General meeting, *It's Crazy!* writing a quilt book. For information about Allie, go to alliesinstitches.blogspot.com. Valley Heritage Quilt Guild, meets at King City Bible Church on Jolon Road, King City at 6:30pm. For info, contact Holly Casey at holly@hollycaseyquilts.com.

Mar 15, 2013 9:30am - 4pm, **Charity Quilt Friendship Group (CQFG) Sew-In, for directions, contact Terann Carr, Community Liaison, 831-375-7881 or cacarrs@sbcglobal.net.**

Mar 16, 2013 10am - 12 noon, Bella's Studio, *Bridal Trunk Show*, no cost local bridal & special occasion designer, Meg Ryan, will showcase her Modern Nostalgia wedding collection of modernized vintage gowns, along with original designs with modern silhouettes that feature vintage details. Lace, swiss dot, and ethereal silks abound in these beautiful gowns -- all will be available for purchase, or you may talk to Meg about a custom design. www.StylebyMeg.com or www.bellastudiomonterey.com.

Mar 16, 2013 1:00pm - 3:00pm, Bella's Studio, *Keepsake Workshop*, come revel in wedding bliss and creativity as you create one-of-a-kind bridal keepsakes. Designer Meg Ryan will lead this special class where you will make an heirloom memento to give as a gift or to use on your own special day. Choose an embellished garter or unique ring pillow project. A variety of materials from lace to satin and various trims will be provided. If you have any special materials that you want to incorporate, bring them and Meg will help you integrate them into your project. Keepsake Workshop: \$60 includes materials. For info, go to www.StylebyMeg.com and www.bellastudiomonterey.com.

Mar 16, 2013 10am - Mar 17, 2013 4pm, Valley Quilt Guild, 30th Annual Quilt Show, *Where Tradition Meets Modern* at Yuba-Sutter Fairgrounds, 441 Franklin Avenue, Yuba City, CA. For info, www.valleyquiltguild.com.

Mar 16, 2013 1pm - 3pm, **MPQG Quilt Show Meeting, we will review the day-by-day schedule of activities during that meeting. In the meantime, contact Susan Riddoch with any questions or concerns at 831-449-6315.**

Mar 21, 2013 9am - Apr 6, 2013 5pm, Bella's Studio, *Sewing Fundamentals Classes*, Bella Lofaso Brancato teaches this Sewing Fundamentals series with emphasis on learning the foundations of sewing. No matter what your skill level, having a solid understanding of how your sewing machine operates, the properties of fabrics, cutting, marking, layout and pressing, will help you enjoy your sewing journey. Cost: \$45 per single class - or \$125 for each 3-class series. Note: Some workshops have an additional materials fee for the specific class project. Please call for class schedules and fees. For additional help and sewing time, you can purchase a Studio Punch Card. Cost: \$70 for 10 hours of Open Studio time. Reserve Your Class Today. 831-920-2272. 140 W. Franklin St., Suite 205, Monterey, CA 93940. For info, www.bellastudiomonterey.com.

Mar 21, 2013 - Mar 23, 2013, California Exposition & State Fair, Sacramento, *Quilt, Craft & Sewing Festival*, Sacramento, CA. 10:00am - 5:00pm. For info, www.rustybarn.com/2013-festival-dates.html.

Mar 23, 2013 - Mar 24, 2013, Foothill Quilters Guild Quilt Show, *Primetime in the Foothills*, with over 300 spectacular quilts and wearables, 40 vendors, and our Country Store, there is always plenty to do. **Special guest, Freddie Moran**. Enjoy quilting demonstrations, fashion show, door prizes, raffle baskets, and lunch at our cafe — there's something for everyone. Gold Country Fairgrounds, Auburn, CA. Saturday, 10:00am - 5:00pm; Sunday, 10:00am - 4:00pm. Entry fee: \$7, free parking. For info, www.foothillquilters.org.

Mar 23, 2013 - Mar 24, 2013, North Wind Quilters Guild Quilt Show, *Spring Fling*, Saturday, 9:00am - 5:00pm, Sunday, 9:00am - 4:00pm, Admission \$7.00. Fairfield Senior Center, 1200 Civic Center Drive, Fairfield, CA 94533. For info, www.northwindquiltersguild.com.

Mar 25, 2013 9am - 11am, Santa Clara Valley Quilt Association General Meeting: *Speaker Marcia Stein*. Meet at Westgate Community Bible Church, 1725 Saratoga Ave., San Jose, CA 95129. For info, www.scvqa.org.

Mar 26, 2013 9am- 4pm, Santa Clara Valley Quilt Association, *Picture This!* Marcia Stein Workshop. Meets at Westgate Community Bible Church, 1725 Saratoga Ave., San Jose, CA 95129. For info, www.scvqa.org.

Mar 26, 2013 3pm - Mar 31, 2013, Empty Spools *Seminars III*, Asilomar, CA. For info, www.emptyspoolsseminars.com.

**MONTEREY PENINSULA QUILTERS
GUILD
PO Box 1025
PACIFIC GROVE, CA 93950**

**DO NOT FORWARD
ADDRESS CORRECTION REQUESTED**

General Meeting: March 4, 2013 ♦ 6:30 p.m.

Location:

Pacific Grove Community Center
515 Junipero Avenue (at 15th)
Pacific Grove, CA 93950

Meetings are usually held the first Monday of the month at 7:00 p.m. Many members arrive at 6:30 p.m. for an informal social time. Please check the front page for any schedule or location change.

Membership: New members are always welcome! Dues are \$35.00, and are due by the September general meeting in order to be listed in the current directory.

Guests are welcome. A \$5.00 fee is charged for entry and participation. Please ask your guest to stop at the membership table.

Pines & Needles Newsletter

This newsletter is published monthly for the benefit of our members. It is available online at www.mpqg.org. Articles are due on the 15th of the prior month. Please send items to the editor via email at especials@sbcglobal.net.

"Pines & Needles" newsletter editor reserves the right to edit all submissions for content, length, or otherwise for publication.

Advertising Rates per Issue: \$5.00 Business Card; \$10.00 1/4 page; \$18.50 1/2 page; and \$30.00 full page. Annual rates are available. Advertisers should be quilting-related businesses.

Privacy Policy

Any contact information provided in this newsletter – whether phone number, email, address or otherwise – is for the convenience and use of MPQG members, our advertisers and sponsors, and sharing newsletter guilds only. The information may not be sold or used for advertising, spam, commercial or other purposes without the written approval of the MPQG Board.