

# Pines & Needles



NEWSLETTER OF THE MONTEREY PENINSULA QUILTERS GUILD

DECEMBER 2021

MPQG.ORG

## ZOOM Meeting

**Mon, Dec. 6, 2021**

**6:30 PM via ZOOM**

### Holiday Party

A safe link will be emailed to you prior to the meeting.

*Meetings start promptly at the designated time. Please sign in at least 5 minutes before the start of the meeting.*

## ZOOM Holiday Party

Monday, December 6, 2021 — 6:30 PM

### You're Invited!

Put on your cutest Holiday antlers, earrings and/or sweater and join us for a fun-filled Holiday Party! You'll have the opportunity to win fabulous baskets, guess at who's who in photos of your friends as adorable young quilters-to-be and enjoy slide shows of Holiday and Community Quilts.

As a special treat, **Julie Silber** will present **"Keepin' 'em in Stitches: America's Funniest Quilts."**

Women have always expressed their whole selves in quilts: their love; losses; accomplishments; joys; and sorrows.... and their humor! Enjoy 25 minutes of some very funny 19th and 20th century quilts that will have you smiling and laughing out loud.



If you haven't yet, please send Fatima a photo of your favorite Holiday Quilt. And, if you donated a Community Quilt you'd like included in that slide show, please send Fatima a photo as well. (we didn't start taking our own pictures until later in the year)

We look forward to celebrating with you!

Fatima Dias – [mafadimo@yahoo.com](mailto:mafadimo@yahoo.com)

## MPQG Calendar

**December 6 @ 6:30 PM**

Holiday Party **Zoom**

**January 3 @ 6:30 PM**

General Meeting **Zoom**

Speaker: **David Sirota** – Quilt While You Are Ahead

**January 17 @ 6:30 PM**

Mid-Month Meeting **Zoom**  
Member Show & Tell

**January 31 @ 5:30 PM**

Board Meeting **Zoom**

**February 5 @ 9:30 AM-3:30 PM**

Workshop: **David Sirota** **Zoom**

**February 7 @ 6:30 PM**

General Meeting **Zoom**  
Speaker: **Sheila Frampton Cooper** – Spontaneous Creations and Inspirations

**March 5 & 12**

@ 9:30 AM-12:30 PM

Workshop: **Sheila Frampton Cooper** **Zoom**



Wall hanging made and quilted by Cheryl Murphy.

# President's Letter – December 2021



As we approach the end of 2021, I find myself in awe of the changes around us and our ability to remain flexible and positive about the future. We may still be haunted physically and emotionally by COVID variants, but as vaccines and boosters have become widely available to all at record speed, we must be grateful for everyone working to keep us healthy. Due largely to their efforts, eventually we will be able to get beyond this and meet in person again. Thank you!

The Holiday Season is upon us now and, from the range of beautiful items offered in our online auction, our members have been in a festive mood for some time. Well done, everyone! Many thanks for generously donating your beautiful work and thanks especially to Heather, Kathrin, and Barbara for coordinating the site and communicating our success. This is a BIG job, best—and certainly more fun—shared. If it looks like something you'd love to help with next time, let Joan know.

Much of what the Guild does requires collaboration and many hands. The Monterey County Fair has long been an event that we look forward to, both to show our work and to educate the public about the beauty of quilts. Though it seems a long way off, we must soon decide—in January!—our Guild's role in next year's Fair. We're proud of our always attractive display of Guild challenge quilts; our concerns are over the safety and presentation of quilts in general. We've asked for your comments through a brief emailed survey and hope you were candid in your feedback. If you still have strong, yet unvoiced and constructive suggestions regarding our participation in the Fair, please get in touch with Susan Michelson ([smichelsonbrophy@gmail.com](mailto:smichelsonbrophy@gmail.com)) and let her know your thoughts.

And now, on to FUN, which our holiday party at 6:30 on Monday, December 6th is sure to be! I look forward to seeing you Zooming in for some laughter and surprises.

Happy holidays, everyone!

Linda Branting  
[brantinglm@me.com](mailto:brantinglm@me.com)

## Vice President's Message

**Volunteer with the Guild!** It's most satisfying to be a part of the movers and shakers who make it all work! And it's really quite fun! Some positions that are open and waiting for you:

- **Interviewer** (Cat did some wonderful write-ups of members in the past)
- **Website manager** (easier than it sounds and Barbara Boyer will spend lots of training time with you)
- **Social media manager** (If you spend lots of time on Instagram or Facebook this is for you!)

Thank you to all the many volunteers that make this guild run so smoothly!

Joan Costello  
[beachbreak1250@gmail.com](mailto:beachbreak1250@gmail.com)

## Treasurer Update

As we finish the first quarter of our new fiscal year, I am pleased to report we are in great shape!

The Board was very conservative in building a budget because there has been so much uncertainty. But thanks to all of us avid quilters we have exceeded our expected membership and look forward to a strong year of activities.

If you have any questions about the budget, please shoot me an email.

When we are back in person for meetings I will have budget handouts every quarter to keep you all up to date, but for now I can answer your questions electronically.

Ann Croll, treasurer  
[nimblethimble@me.com](mailto:nimblethimble@me.com)

## February Workshop – Zoom

### ***Storm at Sea in 2 or 3 Colors “No More Tears Paper Piecing”***

**David Sirota** – [quiltmavendave.com](http://quiltmavendave.com)

February 5, 2022

9:30 am – 3:30 pm

If you are an experienced paper piecer or new, this class will teach you David Sirota's method "No More Tears Paper Piecing"©. It is easy to understand and takes half the time of the old way of paper piecing.

His goal is to take the anxiety out of paper piecing and replace it with the joy of the process. Paper piecing is now fun, easy and quick.

Don't believe me? Take the class and find out for yourself.


[Class Description and Supply List](#)

Cost: \$42 for members

**FULL – Waitlist available**

Contact [kathrin.brown@gmail.com](mailto:kathrin.brown@gmail.com) to register or pay online: [www.mpqq.org/workshop](http://www.mpqq.org/workshop).

Kathrin Brown, Programs – [kathrin.brown@gmail.com](mailto:kathrin.brown@gmail.com)



## March Workshop – Zoom

### ***Lines & Curves – all levels***

**Sheila Frampton-Cooper** –

March 5 & 12, 2022

9:30 am – 12:30 pm

Sheila is one of the “hot” quilting instructors right now, and we feel fortunate to have her teach for us over 2 days so that you have a week in between to absorb the material. Students will combine thick and thin lines with curved pieces and assemble the quilt top in rows. There are infinite possibilities. Sheila will demonstrate construction techniques for sewing curved seams and discuss some of the challenges you may run into with spontaneous design and piecing.

[Class Description and Supply List](#)

Cost: \$48 for members

Contact [kathrin.brown@gmail.com](mailto:kathrin.brown@gmail.com) to register or pay online: [www.mpqq.org/workshop](http://www.mpqq.org/workshop).

Kathrin Brown, Programs – [kathrin.brown@gmail.com](mailto:kathrin.brown@gmail.com)





## November Mid-Month Meeting Recap


If you missed the November 18 mid-month meeting you can view the Show & Tell on the website – [click here](#).

In addition, Friends of Fred Friendship Group shared their quilt challenge – A River Runs Through It. Below are the panels with the river flowing from left to right through the quilt panels.

### *A River Runs Through It*



**Regina  
Liske**




**Regina  
Moore**




**Sally  
Miller**




**Liz  
Rondelle**




**Gudny  
Campbell**



**Marianne  
Tatum**



**Nancy  
Ogimachi**



**Stella  
LePine**

Kathrin Brown – [kathrin.brown@gmail.com](mailto:kathrin.brown@gmail.com)

## Upcoming 2021-2022 Programs

<b>Dec 6</b>	6:30PM	Event	Winter Social		Zoom
<b>Jan 3</b>	6:30PM	Speaker	<b>David Sirota</b> <a href="http://quiltmavendave.com">quiltmavendave.com</a>	<i>Quilt While You Are Ahead</i>	Zoom
<b>Jan 17</b>	6:30PM	Show & Tell	Member Show & Tell		Zoom
<b>Feb 5</b>	9:30AM - 3:30PM	Workshop	<b>David Sirota</b> <a href="http://quiltmavendave.com">quiltmavendave.com</a>	<i>Storm at Sea in 2 or 3 Colors – No More Tears Paper Piecing</i>	Zoom
<b>Feb 7</b>	6:30PM	Speaker	<b>Sheila Frampton Cooper</b> <a href="http://zoombaby.com">zoombaby.com</a>	<i>Spontaneous Creations and Inspirations</i>	Zoom
<b>Mar 5 &amp; 12</b>	9:30AM - 12:30PM	Workshop	<b>Sheila Frampton Cooper</b> <a href="http://zoombaby.com">zoombaby.com</a>	<i>Lines &amp; Curves</i>	Zoom
<b>Mar 7</b>	6:30PM	Speaker	<b>Deborah Fell</b> <a href="http://deborahfell.com">deborahfell.com</a>	<i>The Thread That Runs Through It</i>	TBD
<b>Apr 4</b>	6:30PM	Speaker	<b>Roderick Kiracofe</b> <a href="http://roderickkiracofe.com">roderickkiracofe.com</a>	<i>Unconventional and Unexpected</i>	TBD

Kathrin Brown, Programs – [kathrin.brown@gmail.com](mailto:kathrin.brown@gmail.com)

## Quilt Show 2022

The dates are set for **Quilts By the Bay: May 6, 7 & 8, 2022**. We have reserved Chautauqua Hall in Pacific Grove again, and it coincides with Good Old Days and the Saturday parade. Positive thoughts please, to keep COVID under control!

Now is the time to start recruiting for the open Quilt Show Committee positions. As you know, we can't pull this off without our hard working volunteers.

I am in the process of contacting all those who chaired committees in the past. There are already a few positions that need to be filled and maybe more as I hear back. So far the following positions need to be filled:

- Publicity
- Mini Quilt Raffle
- Admissions
- White Glove

Please contact me if you are willing to take on one of these positions.

Start thinking about which quilt(s) you will enter! You and your quilts are what makes our quilt show great!

Thank you,

Joan Costello, 2022 Quilt Show Chair  
[beachbreak1250@gmail.com](mailto:beachbreak1250@gmail.com)

## Membership News



All is calm and peaceful in the land of memberships. I know everyone is busy getting ready for the holidays. I'm trying to convince yet another of my younger sisters to start quilting, so the joke of the month is for her (and Kathrin!)

*A quilter walks into a bar one day and sees another quilter sitting there: "Are you a singer?" she asks.*

*And the other quilter replies: "No. Do ja-no-me?"*

Karen Shaffer, membership chair  
[karendshaffer@aol.com](mailto:karendshaffer@aol.com)

## 2021-2022 Board of Directors

Officers	Coordinators
<b>President</b> – Linda Branting	<b>Activities</b> – Susan Michelson
<b>Vice President</b> – Joan Costello	<b>Communications</b> – Barbara Boyer
<b>Secretary</b> – Deb Ryan	<b>Community Outreach</b> – Carole Brower
<b>Treasurer</b> – Ann Croll	<b>Membership</b> – Karen Shaffer
	<b>Program</b> – Kathrin Brown

# Community Quilts

## Quilts for Babies

This note was recently forwarded to MPQG via WIC and Christ Child Society regarding a quilt, a new mom, and a fussy baby.

You and Your Group are Angels!!

...our offices are filled with babies and toddlers all the time. What a blessing! We have been giving away your beautiful bundles to moms who need the extra love and support, and they just adore them, they walk away with tears in their eyes.

Last week I saw a young mom that came for an appointment with WIC. She looked so nervous and her baby was crying, so our staff approached her to ease her nervousness; she offered her one of your baby bundles. With tears in her eyes, she accepted the bundle and immediately opened it and wrapped her baby in the blanket and started playing with the teddy bear. The mom shared that she was a single mom, she had no family nearby and this was her first baby.

She also shared that she didn't know how to sooth and breastfeed her baby. Her baby wasn't gaining much weight which is why she came to WIC. But as soon as she wrapped her baby in the blanket and started playing, the baby stopped crying. The mom laughed (still half crying) and said that the blanket was a miraculous blanket. She said: "these blankets are probably made with loving and healing hands and my baby can feel it. Thank you!".

After her appointment, she left the office smiling and standing straight. The WIC staff even mentioned to us that they had a major breakthrough and the mom seemed more confident in her skills. Needless to say that we were all bawling at witnessing this humbling and powerful experience.

So I just wanted to relay this story to you and your group and share the impact of your loving hands. Thank you for sharing your talent and love with all of us!!



Thank you, Jeanne Mills along with so many other members, for donating your beautiful creations to the Christ Child Society of Monterey Bay.

As part of the MPQG Charity Quilt Committee headed by Fatima Dias, I've taken over this one sliver of her responsibilities. As you learn more about the all-volunteer Christ Child Society, I know that you will be as impressed as I am with their efforts ... in fact, I've even joined their group as a member. Like all other organizations, they too were meeting virtually but are again meeting in person every two weeks.

To learn more, go to [www.christchildmontereybay.org](http://www.christchildmontereybay.org). It's an informative website that provides lots of details. In short – they provide very nice bundles of baby essentials, including board books, to under-resourced newborns.

Until we're able to meet again in person, I'd be happy to come to your home to pick up your donation quilts. Any "child size" quilt is appreciated and will immediately find a good home.

Now that covid restrictions are lifting, the demand for baby layettes at area hospitals has returned to almost normal levels. At Christ Child Society, the cupboards are suddenly bare so keep those baby/toddler quilts coming.

Claudia Sammis, Christ Child Society liaison  
[especials@sbcglobal.net](mailto:especials@sbcglobal.net) – 408-219-5758

# Heart Pillow Project

Thanks to the members that have submitted the latest batch of heart pillows, we have 7, so far.

I'll be stuffing a couple and making a couple to fill a bag for delivery, hopefully, two bags for Holiday delivery in December. We have finally opened the 1st of two huge stuffing bags! If you need labels I can mail them or drop them off when out and about.

Pillows can be dropped off at Back Porch, or I can meet you there, or pick up from your home, just email, [kcpapenhausen@gmail.com](mailto:kcpapenhausen@gmail.com), or call local 831-624-2700 msg.

I hope to have a date in January for a sewing group to make or stuff heart pillows at my home. The date will be announced in next month's newsletter. If you attended the gatherings at Terann's home for Chemo heart pillow creations, please let me know if Tuesday was a good day and any time suggestions?? Wednesday is a flexible day to consider as well. Lots of pillows can be stuffed and sewn in short time and it is a fun way to get to know members of our guild.

Thanks again to all that have participated and looking forward to meeting more members in the near future and new year, 2022!!

Cheers and Happy Holiday,

Kathleen Clancy [kcpapenhausen@gmail.com](mailto:kcpapenhausen@gmail.com)



## Comfort Quilt Sizes

**Dialysis Quilts:** approximately 42" X 60"

**CASA** (Court Appointed Special Advocate) **Quilts:** approximately 42" X 60" for teens or 40" X 50" for younger children

**Christ Child Society:** 36" X 45" – contact: Claudia Sammis

**Women's/family shelter:** Can be any size but twin bed always appreciated, approximately 63" X 90"

**VTC (Veterans Transition Center):** should be twin size, approximately 63" X 90"

**Fire Victims:** Bed sized quilts most useful (hopefully won't be needed!)

**NICU** quilts are given to area hospitals for babies in the Neonatal Intensive Care Unit – contact An McDowell. The two types are:

- 20" X 24" to fit in a layette.
- 45" square quilts are used to cover the incubator.

Fatima Dias – [mafadimo@yahoo.com](mailto:mafadimo@yahoo.com)



# Block of the Month 2021-2022

Welcome to the 2021-2022 BotM! We will rethink and remake some classic blocks. The approach is a little different than previous years. Each participant will keep their own blocks, so you can choose your own color palette and end up with a cohesive set of blocks to make a small quilt.

We will share the finished blocks each month. You can share the completed quilt (12 blocks) at the end – October 2022, or whenever its ready...

Elizabeth McInnis – [emcinnis@me.com](mailto:emcinnis@me.com)


## December Block of the Month – Turned Corners

This block uses three fabrics:


Fabric A – cut 1 piece 9" square

Fabric B – cut 2 pieces 10 x 2" and 2 pieces 14 x 2"


Fabric C – cut 2 pieces 1 x 13" and 2 pieces 1 x 18"



- Attach the 10 x 2 pieces of Fabric B to opposite sides of the 9" square.
- Attach the 14 x 2 pieces of Fabric B to the remaining 2 sides of the square.
- Press toward center.
- Attach the 1 x 13 pieces of Fabric C to opposite sides of the pressed square.
- Attach the 1 x 18 pieces of Fabric C to the remaining 2 sides of the pressed square.
- Press toward center.



- You will have a square with double framing.
- Cut the square in equal quarters



- Rotate the quarters 180 degrees so that fabric C is in the center of the block
- Sew the quarters together. 1 to 2, and 3 to 4. Press the seam between 1 and 2 to the right and the seam between 3 and 4 to the left.
- Sew the two units together.
- Press and trim to 12"



# MPQG Friendship Groups



## Most MPQG Friendship Groups are meeting in person.

With vaccinations plentiful and safety protocol well established, most MPQG Friendship Groups are meeting in person and most are open to new members. These small groups of quilters meet regularly to enjoy quilting, chatting, and sharing in a small group setting. For information about joining a specific group, please contact the member listed below. For general information regarding Friendship Groups or for help starting a Group, please contact, **Marjorie Longo**, 624-8649 or [frummll@aol.com](mailto:frummll@aol.com).

Before attending an in person gathering, please check with the contact person listed below to verify that your personal standard of safety protocols are in place. See roster below for Friendship Groups on ZOOM.

Marjorie Longo – Friendship Group Coordinator

<b>Carmel – Tea Timers</b> Meets <b>Wednesday</b> 1:00 to 3:00 p.m. Pat Tilson's house Regina Liske, 831-333-9302 All levels meet to do handwork. <i>Group is currently full.</i>	<b>Carmel – Out of the Box Quilters</b> Meets the 2nd and 4th <b>Thursdays</b> 1:00 - 4:00 p.m. Marjorie Longo's house, 831-624-8649 <a href="mailto:frummll@aol.com">frummll@aol.com</a> All levels meet to sew, discuss, and create.
<b>Carmel Valley – Cut-Ups</b> Meets the 1st <b>Thursday</b> 12-4 p.m., St. Dunstan's Church Liz Rondelle, (831)601-0330 <a href="mailto:bukavugirl@aol.com">bukavugirl@aol.com</a> All levels meet to sew, share, mini demos, group challenges, and charity quilts. Large work tables available. Bring your lunch at noon or drop in anytime.	<b>Laguna Seca Area – No Strings Attached</b> Meets the 3rd <b>Tuesday</b> 4:30 p.m. at Chamisal Bistro Cec Larsen, 831-235-0456 Enjoy libations as you do a little hand work and share your quilting thoughts.
<b>New Monterey – Friends of Fred</b> Meets the 3rd <b>Monday</b> 1:30 to 3:00 p.m. Regina Liske, 831-333-9302 Meetings are outside at Regina Liske's house Bring a project to work on. Show & tells are welcome.	<b>Monterey – Stitch and Dine</b> Meets the 2nd <b>Tuesday</b> 3:00 - 6:30 p.m. Gudny Campbell, 831-372-6369 Sewing and dinner. <i>Group is currently full.</i>
<b>Everywhere – Beyond Borders</b> Meets the 2nd <b>Tuesday</b> 1:00 p.m., Pacific Time Dru Hammond, (831) 241-1411 <a href="mailto:druhammond@aol.com">druhammond@aol.com</a> All levels from near and far meet to sew, share, and visit with old and new friends on <b>ZOOM</b> .	<b>Pacific Grove – Friday Follies</b> Meets <b>Fridays</b> 1:00 to 4:00 p.m. Joan Hughes' house, (831)373-0843 <a href="mailto:pgquilter@sbcglobal.net">pgquilter@sbcglobal.net</a> All levels welcome for hand sewing and sharing.
<b>Everywhere – Moonlight Zoomers</b> Meets the 4th <b>Wednesday</b> 6:30 p.m., Pacific Time Elizabeth McInnis, (831)756-8001 All levels from near and far, are welcome after hours to sew, share, and visit with friends, both old and new, on <b>ZOOM</b>	

# Calendar, Road Trips, and Events

## Through January 2, 2022

**Layered & Stitched: 50 Years of Innovative Art** by *Studio Art Quilt Associates (SAQA)*. San Jose Museum of Quilts & Textiles. 520 S. First Street, San Jose, CA. [sqmilmuseum.org](http://sqmilmuseum.org)

## January 19-22, 2022

**Road to California.** Ontario Convention Center, Ontario, CA. [roadtocalifornia.com](http://roadtocalifornia.com)

## February 11-13, 2022

**Friendships Woven with Thread.** Folsom Quilt & Fiber Guild. [folsomquilt.org](http://folsomquilt.org)

## February 26-27, 2022

**Good Vibrations Quilt Show.** Pajaro Valley Quilt Association 2022. Santa Cruz County Fairgrounds, Watsonville, CA [pvqa.org](http://pvqa.org)

## March 26-27, 2022

**Voices in Cloth 2022 – Extraordinary Quilts by the Bay.** East Bay Heritage Quilters. Craneway Pavilion, 1414 Harbour Way South on the Richmond Waterfront. [ebhq.org/VIC](http://ebhq.org/VIC)

## April 23-24, 2022


**Wrapped in Love Quilt Show.** Santa Clara Valley Quilt Association. Santa Clara Convention Center, 5001 Great America Parkway, Santa Clara, CA. [scvqaquilts.com](http://scvqaquilts.com)

## May 14-15, 2022

**Legacies of Love Quilt Show.** Piecemakers Quilt Guild. Dominican Center, 43326 Mission Circle, Fremont, CA. [piecemakersguild.org](http://piecemakersguild.org)

## Merchants

*Shop FIRST at our advertisers. They can't live without our support and we sure can't live without them!  
When shopping at the following businesses, thank them for supporting our guild.*



**Back Porch Fabrics**  
*Fabulous Fabrics, Books & Quilting Tools*

**Gail E. Abeloe**

(831) 375-4453  
(831) 375-3755 fax  
157 Grand Avenue at Central, Pacific Grove, CA 93950

Gail@backporchfabrics.com  
www.backporchfabrics.com



**FAMILY THREADS QUILT SHOP**  
107-D The Alameda #1203  
San Juan Bautista, CA 95045  
831-623-0200  
OPEN M-F 10-5, Sat 10-3  
CLOSED Sun  
FamilyThreadsQuiltShop.com

A place where there is  
no such thing as too much fabric!

Here's where we post our new arrivals  
and what we're working on.



**Nottingham Ranch Quilting**  
Longarm Quilting Services

**Heather Clifton**  
(530) 559-2319  
nottinghamranchquilting@gmail.com  
35 Asoleado Drive  
Carmel Valley, CA

www.nottinghamranchquilting.com  
Instagram.com/nottingham\_ranch\_quilts



**Machine Medics**  
831-479-8117

**Sewing Machine Repair**  
Karen and Luis Gonzalez  
www.machinemedicsc@gmail.com  
P.O. Box 605  
Capitola, CA. 95010



Continued on next page

## Merchants (cont.)



*Holly Casey Quilts*

### Custom Longarm Machine Quilting

45335 Vista Place  
King City, CA 93930  
(831) 385-3374  
www.hollycaseyquilts.com  
holly@hollycaseyquilts.com



Empty Spools Seminars

ASILOMAR CONFERENCE GROUNDS

2022 QUILTMaking WORKSHOPS  
REGISTRATION IS NOW OPEN



Nina Ashton  
(650) 222-4683  
Nina@DoodleArts.com  
https://doodlearts.com

*Longarm Quilting by Doodles*

## Add to Our Treasury

As the holidays and gift purchasing season arrives, don't forget to use the **Amazon Smile Program** with MPQG as the non-profit recipient.



Here's how:

- Go to <https://smile.amazon.com> and sign up.
- Choose Monterey Peninsula Quilters Guild as your charity of choice.
- Shop as you normally would ... just make sure that you are on the Smile portion of Amazon – 0.05% of your purchase comes directly into our bank account quarterly.

Here are links to the [AmazonSmile](https://smile.amazon.com) program....easy to sign up, no charge, works with Prime or regular Amazon....and you can see your contribution at any time.  
[smile.amazon.com](https://smile.amazon.com).

Ann Croll  
[nimblethimble@me.com](mailto:nimblethimble@me.com)

## Pines & Needles Newsletter

It is available online at [www.mpqg.org](http://www.mpqg.org). Articles are due on the 15th of the prior month. Please send items to the editor, Karen Wagner, via email at [kwags525@gmail.com](mailto:kwags525@gmail.com). *Pines & Needles* newsletter editor reserves the right to edit all submissions for content, length, or otherwise for publication.

Member Advertising Rates per Issue: \$5.00 Business Card; \$10.00 1/4 page; \$18.50 1/2 page; and \$30.00 full page. Annual rates are available. Advertisers should be quilting-related businesses.

## Privacy Policy

Any contact information provided in this newsletter - whether phone number, email, address or otherwise is for the convenience and use of MPQG members, our advertisers and sponsors, and sharing newsletter guilds only. The information may not be sold or used for advertising, spam, commercial or other purposes without the written approval of the MPQG Board.